

THE APPROPRIATION BILL, 2018

MEMORANDUM

The object of this Bill is to provide for appropriation for the year 2019. This is in accordance with the Constitutional requirement under Article 179 (2) that, estimates of expenditure of public offices shall be included in an Appropriation Bill to be introduced in Parliament to provide for the issue of funds from the Consolidated Fund and other Funds to meet Government expenditure.


KEN OFORI-ATTA
MINISTER FOR FINANCE

DATED: DECEMBER, 2018

Acc No: 1891

Class No: BR/AB/18 -

**A
BILL
ENTITLED**

THE APPROPRIATION BILL, 2018

J **AN ACT** to provide for the withdrawal of sums of money necessary to meet government expenditure for the 2019 financial year, from the Consolidated Fund and from other funds and to provide for related matters.

DATE OF ASSENT: _____

PASSED by Parliament and Assented to by the President:

Sum of money to be issued from the Consolidated Fund for 2019 financial year.

1. Pursuant to Article 179(2) (a) of the Constitution, a sum of money not exceeding Seventy-Eight Billion, Seven Hundred and Seventy-One Million, Eight Hundred and Thirty-Three Thousand, Six Hundred and Two Ghana Cedis (**GH¢ 78,771,833,602**) shall be issued from the Consolidated Fund and other Funds during the Financial year commencing on the 1st day of January and ending on the 31st day of December, 2019 and shall be appropriated for the purposes specified in the First Schedule. This translates into the Third and Fourth schedules herein representing Ministries, Departments and Agencies (MDAs) and Other Government Obligations with their programmes.

Internally Generated Fund

2. That the Ministries, Departments, and Agencies listed in the first column of the Second Schedule be permitted to retain and use an amount of Four Billion, Four-Hundred and Twenty-Six Million, Five Hundred and Seventy-Three Thousand, Two Hundred and Twenty Ghana Cedis (**GH¢ 4,426,573,220**) indicated in the second column of the Second Schedule being a part of the total amount specified in Section 1 of this Act during the Financial year commencing on the 1st day of January and ending on the 31st day of December, 2019.

Payment of money on authorization of Minister for Finance

3. The Controller and Accountant-General may, on a warrant issued on the authority of the Minister responsible for Finance, pay out of the Consolidated Fund and other Funds during the financial year ending on the 31st day of December, 2019 any sum not exceeding on the whole the sum of Seventy-Eight Billion, Seven Hundred and Seventy-One Million, Eight Hundred and Thirty-Three Thousand, Six Hundred and Two Ghana Cedis (**GH¢ 78,771,833,602**) referred to in section 1 of this Act.

Commencement

4. This Act shall be deemed to have come into force on the 1st day of January, 2019.

Repeal

5. The Appropriation Act, 2017(2) (Act 951) is hereby repealed.

SCHEDULES

FIRST (1st) SCHEDULE

Section 1

SECOND (2nd) SCHEDULE

IGF Retention Breakdown

THIRD (3rd) SCHEDULE

Summary of Expenditure by MDA, Economic Item and Funding

FOURTH (4th) SCHEDULE

Summary of Expenditure by Programme, Economic Item and Funding



1.1. Appropriation Bill

1st Schedule - Section 1

Year: 2019

Currency: Ghanaian Cedi (GHS)

Version 1

	Budget
Total Appropriation	78,771,833,602
Compensation of Employees	22,837,993,208
Wages & Salaries	19,436,589,964
Pensions	1,243,941,758
Gratuities	388,731,799
Social Security	1,768,729,687
Use of Goods and Services	6,333,414,987
o/w ABFA - Use of Goods and Services	723,048,710
Interest Payments	18,645,707,469
Domestic	14,504,883,697
External (due)	4,140,823,772
Subsidies	180,260,489
Subsidies to Utility Companies	
Subsidies on Petroleum products	180,260,489
Grants to Other Government Units	13,798,464,237
National Health Fund	1,692,678,294
GET Fund	1,206,763,545
Road Fund	964,236,288
Petroleum Related Fund	22,751,251
DACF	2,079,426,613
Retention of Internally-generated funds (IGFs)	4,426,573,220
Transfer to GNPC	1,264,945,726
Other Earmarked Funds	2,141,089,300
Social Benefits	95,616,060



1.1. Appropriation Bill

1st Schedule - Section 1

Year: 2019

Currency: Ghanaian Cedi (GHS)

Version 1

	Budget
Lifeline consumers of electricity	95,616,060
Transfers for Social Protection	
Other Expenditure	2,288,294,797
ESLA Transfers	2,288,294,797
Reallocation to priority programmes	
Capital Expenditure	8,531,017,247
Domestic Financed	3,222,211,330
o/w ABFA - Domestic financed	1,265,335,243
Foreign Financed	5,308,805,917
Non Road Arrears	730,000,000
Tax Refund Vote	
Amortization	5,331,065,107



1.2. Appropriation Bill


2nd Schedule - IGF Retention Breakdown

Year: 2019

Currency: Ghanaian Cedi (GHS)

Version 1

	Budget
Total	4,426,573,220
01 - Administration	166,148,998
001 - Office of Government Machinery (OGM)	57,198,533
00101 - Office of the President	1,265,377
0010101 - Gen. Admin	1,265,377
00119 - National Identification Authority (NIA)	3,320,601
0011901 - Gen. Admin	3,320,601
00151 - Ghana Investment Promotion Centre (GIPC)	52,612,555
0015101 - Gen. Admin	52,612,555
002 - Office of the Head of Civil Service	2,469,387
00201 - OHCS Headquarters	2,455,987
0020105 - Recruitment, Training Development Directorate	2,455,987
00203 - Public Records and Archives Administration Department	13,400
0020301 - General Administration	13,400
009 - Ministry of Foreign Affairs and Regional Integration(MFARI)	50,136,268
00901 - Foreign Affairs HQ	27,121,096
0090101 - Human Resource and Administration	3,117,000
0090102 - Estate and General Service Bureau	15,391,770
0090103 - Finance and Account Bureau	3,381,000
0090104 - Foreign Travels and International Conference	5,231,326
00903 - America Region Missions	7,714,058
0090305 - WASHINGTON	7,714,058
00905 - Europe Region Missions	15,301,115
0090502 - BERLIN	7,464,558



1.2. Appropriation Bill

2nd Schedule - IGF Retention Breakdown

Year: 2019

Currency: Ghanaian Cedi (GHS)

Version 1

	Budget
0090507 - LONDON	7,836,558
010 - Ministry of Finance (MoF)	24,944,309
01002 - Controller and Acct. Generals Dept	8,568,861
0100201 - Finance and Administration	7,198,861
0100202 - Treasury Service	160,000
0100203 - Financial Management Service	150,000
0100204 - Audit and Investigation	150,000
0100205 - Regional Service	600,000
0100207 - ICTM	150,000
0100208 - Payroll Management	160,000
01005 - Institute of Accountancy Training	181,321
0100501 - Gen. Admin	181,321
01006 - Securities and Exchange Commission	16,194,128
0100601 - Gen. Admin	16,194,128
031 - Ministry of Information and Media Relations (MIMR)	31,400,501
03151 - Ghana Broadcasting Corporation (GBC)	31,400,501
0315101 - Admin	17,193,261
0315106 - Engineering	9,572,730
0315109 - Corporate Affairs	2,036,281
0315110 - Legal	2,598,229
02 - Economic	530,422,550
012 - Ministry of Agriculture (MOA)	2,644,856
01207 - Plant Protection & Regulatory Services (PPRS)	1,223,078
0120701 - Plant Protection & Regulatory Services Head Office	1,223,078



1.2. Appropriation Bill

2nd Schedule - IGF Retention Breakdown

Year: 2019

Currency: Ghanaian Cedi (GHS)

Version 1

	Budget
01211 - Veterinary Services Dept. (Central Administration)	1,314,858
0121101 - Gen. Admin	1,314,858
01252 - Grains and Legumes Dev. Board	106,920
0125201 - Gen. Admin	106,920
013 - Ministry of Lands and Natural Resources (MLNR)	212,676,973
01302 - Forestry Commission	69,990,815
0130201 - Admin	27,502,151
0130202 - Forestry Services	18,089,937
0130204 - Wildlife Division	4,006,657
0130205 - Timber Industry Development	20,392,071
01303 - Lands Commission	30,395,728
0130301 - Corporate Headquarters	30,395,728
01304 - Minerals Commission	101,193,679
0130401 - Corporate HQ	101,193,679
01306 - O.A.S.L	11,096,751
0130601 - Head Office	11,096,751
015 - Ministry of Trade and Industry (MoTI)	61,495,843
01501 - Headquarters	37,852,214
0150101 - Gen. Admin	6,245,228
0150102 - PPME	1,519,510
0150103 - Trade Development Division	1,343,329
0150104 - Industrial Development Division	28,744,147
01502 - Ghana Standards Board	21,903,928
0150201 - Gen. Admin	8,655,675



1.2. Appropriation Bill

2nd Schedule - IGF Retention Breakdown

Year: 2019

Currency: Ghanaian Cedi (GHS)

Version 1

	Budget
0150202 - Standards	1,382,744
0150203 - Testing	4,337,864
0150204 - Inspectorate	2,144,740
0150205 - Certification	998,189
0150206 - Metrology	1,898,541
0150207 - Regional offices	2,486,175
01503 - NBSSI	1,044,529
0150301 - Gen. Admin	1,044,529
01504 - Ghana Export Promotion Authority	95,172
0150401 - Human Resource and Administration	95,172
01507 - Regional Trade Offices	600,000
0150701 - Greater Accra	60,000
0150702 - Votal Region	60,000
0150703 - Eastern Region	60,000
0150704 - Central Region	60,000
0150705 - Western Region	60,000
0150706 - Ashanti Region	60,000
0150707 - Brong Ahafo Region	60,000
0150708 - Northern Region	60,000
0150709 - Upper East Region	60,000
0150710 - Upper West Region	60,000
016 - Ministry of Tourism, Arts and Culture	14,658,115
01602 - Ghana Tourist Board	8,491,139
0160211 - Gen. Admin	8,491,139



1.2. Appropriation Bill

2nd Schedule - IGF Retention Breakdown

Year: 2019

Currency: Ghanaian Cedi (GHS)

Version 1

	Budget
01603 - HOTCATT	1,086,100
0160301 - Headquarters	1,086,100
01604 - National Commission on Culture	284,550
0160402 - Greater Accra	62,657
0160403 - Volta	6,240
0160404 - Eastern Region	10,000
0160405 - Central Region	41,688
0160406 - Western Region	22,000
0160407 - Ashanti	71,330
0160408 - Brong Ahafo	29,500
0160409 - Northern Region	33,640
0160410 - Upper East	7,495
01650 - Subvented Agencies	4,796,326
0165001 - Ghana Museums & Monuments Board	1,910,949
0165002 - National Theatre of Ghana	1,853,884
0165003 - Kwame Nkrumah Memorial Park	494,973
0165004 - W.E.B. Dubois Mem. Centre	261,704
0165005 - National Symphony Orchestra	74,019
0165006 - Ghana Dance Ensemble	100,521
0165007 - Abibigromma Theatre Company	77,855
0165008 - National Folklore Board	22,421
017 - Ministry of Environment Science, Technology and Innovation (MESTI)	147,119,650
01702 - Environmental Protection Agency	113,349,646
0170201 - Head Office	113,349,646



1.2. Appropriation Bill

2nd Schedule - IGF Retention Breakdown

Year: 2019

Currency: Ghanaian Cedi (GHS)

Version 1

	Budget
01704 - Ghana Atomic Energy Commission (G.A.E.C)	6,833,105
0170401 - Head Office	1,822,790
0170402 - National Nuclear Research Institute (N.N.R.I.)	1,391,997
0170403 - Biotechnology and Nuclear Research Institute (B.N.R.I.)	316,162
0170404 - Radiation Protection Institute (R.P.I.)	3,302,155
01750 - Council for Scientific and Industrial Research (CSIR)	26,936,899
0175001 - Head Office	12,347,179
0175002 - Crops Research Institute	374,376
0175003 - Animal Research Institute	3,095,103
0175005 - Building , Road and Research Institute	2,574,842
0175006 - Council for Scientific and Industrial Research (CSIR)	766,495
0175007 - Institute of Industrial Research	433,640
0175008 - Water Research Institute	3,696,284
0175009 - Oil Palm Research Institute	1,244,948
0175010 - Savana Agricultural Research Institute	1,263,418
0175011 - Science & Tech Policy Research Institute	198,946
0175013 - Plant Genetic Resource Research Institute	351,560
0175014 - Institute of Science and Technology Information	340,505
0175015 - Soil Research Institute	249,603
018 - Ministry of Energy (MoEN)	75,957,190
01802 - Energy Commission	75,957,190
0180201 - Gen. Admin	75,957,190
019 - Ministry of Fisheries and Aquaculture Development	15,869,924
01901 - Ministry Headquarters	8,839,518



1.2. Appropriation Bill

2nd Schedule - IGF Retention Breakdown

Year: 2019

Currency: Ghanaian Cedi (GHS)

Version 1

	Budget
0190101 - Ministry Headquarters	5,989,578
0190102 - MOFA Office of the Minister	1,430,920
0190104 - National Premix Fuel Secretariat	1,419,020
01954 - MOFA Fisheries Commission	7,030,407
0195401 - MOFAD Fisheries Commission	3,899,072
0195402 - MOFA Marine Fisheries Management Division	100,000
0195403 - MOFA Inland and Acquaculture Management Division	955,000
0195404 - MOFA Monitoring, Control and Surveillance Division	1,011,334
0195405 - MOFA Fisheries Scientific Survey Division	150,000
0195406 - MOFA Yeji Artersnal Fisheries	55,000
0195407 - MOFA Regional Operations	860,000
03 - Infrastructure	107,886,802
021 - Ministry of Works and Housing (MWRWH)	111,796
02102 - Housing	111,004
0210203 - Department of Rural Housing	54,237
0210204 - Public Servants Housing Loan Scheme Board	56,767
02103 - Works	792
0210302 - Public Works Department	792
022 - Ministry of Roads and Highways (MoRH)	10,020,376
02202 - Ghana Highway Authority	9,832,276
0220201 - Gen. Admin	9,832,276
02203 - Department of Urban Roads	148,500
0220301 - Headquarters	148,500
02204 - Department of Feeder Roads	39,600



1.2. Appropriation Bill

2nd Schedule - IGF Retention Breakdown

Year: 2019

Currency: Ghanaian Cedi (GHS)

Version 1

	Budget
0220401 - Headquarters	39,600
026 - Ministry of Communications (MoC)	13,227,574
02650 - Ghana Meteorological Agency	2,004,953
0265001 - Gen. Admin	2,004,953
02651 - Ghana	1,642,588
0265101 - India Kofi Annan Centre of Excellence in IC	1,642,588
02652 - Postal & Courier Services Regulatory Commission	304,629
0265201 - Gen. Admin	304,629
02653 - National Information Technology Agency	5,118,895
0265301 - Gen. Admin	5,118,895
02659 - Data Protection Commission	4,156,509
0265901 - Gen Administration	4,156,509
043 - Ministry of Transport	80,492,683
04303 - Driver and Vehicle Licensing Authority	80,492,683
0430301 - Gen. Admin	80,492,683
048 - Ministry Of Railway Development	1,639,506
04850 - Ghana Railway Development Authority	1,639,506
0485001 - General Administration	1,639,506
049 - Ministry Of Sanitation and Water Resources	2,394,867
04951 - Water Resources Commission	2,394,867
0495101 - General Administration	2,394,867
04 - Social	3,414,064,594
023 - Ministry of Education (MOE)	1,555,204,562
02301 - Education HQ	2,240,700



1.2. Appropriation Bill

2nd Schedule - IGF Retention Breakdown

Year: 2019

Currency: Ghanaian Cedi (GHS)

Version 1

	Budget
0230104 - Council for Technical & Vocational Education & Training	2,239,500
0230108 - Centre for National Distance Learning and Open Schooling (CENDLOS)	1,200
02302 - Ghana Education Office (GES)	244,765,775
0230205 - SECONDARY EDUCATION	244,765,775
02352 - Ghana Library Board	299,243
0235201 - Gen. Admin	299,243
02353 - National Service Secretariat	8,644,894
0235301 - Gen. Admin	8,644,894
02354 - Ghana Book Development Council	257,600
0235401 - Gen. Admin	257,600
02357 - Tertiary	1,298,996,350
0235701 - UNIVERSITY OF GHANA LEGON	285,272,966
0235702 - KWAME NKRUMAH UNIV. OF SCIENCE & TECH. KUMASI	224,346,197
0235703 - UNIVERSITY OF CAPE COAST	125,320,941
0235704 - UNIVERSITY OF EDUCATION WINNEBA	174,926,029
0235705 - UNIVERSITY FOR DEVELOPMENT STUDIES	23,831,200
0235706 - POLYTECHNIC INSTITUTIONS	140,233,607
0235707 - OTHER TEACHING INSTITUTIONS	77,983,879
0235708 - SUPERVISORY BODIES	12,359,907
0235709 - OTHER SUBVENTED BODIES	225,994
0235710 - COLLEGES OF EDUCATION	193,979,458
0235711 - UNIVERSITY OF MINES AND TECHNOLOGY, TARKWA	14,381,577
0235712 - UNIVERSITY OF HEALTH AND ALLIED SCIENCE, HO	7,159,041
0235713 - UNIVERSITY OF ENERGY AND NATURAL RESOURCE, SUNYANI	12,391,500



1.2. Appropriation Bill

2nd Schedule - IGF Retention Breakdown

Year: 2019

Currency: Ghanaian Cedi (GHS)

Version 1

	Budget
0235714 - National Film and Television Institute	6,584,054
024 - Ministry of Employment and Labour Relations (MELR)	84,951,546
02450 - Management Development & Productivity Institute (MDPI)	2,365,670
0245001 - Gen. Admin and Finance	2,365,670
02451 - National Vocational Training Institute (NVTI)	7,256,636
0245101 - Gen. Admin	7,256,636
02453 - Opportunity Industrialisation center	936,468
0245301 - Gen. Admin	936,468
02458 - National Pensions Regulatory Authority	74,392,772
0245801 - Gen. Admin	74,392,772
025 - Ministry of Youth and Sports (MoYS)	977,428
02502 - National Sports Authority	977,428
0250211 - Headquarters	977,428
029 - Ministry of Health (MoH)	1,772,909,528
02901 - Health Headquarters	16,689,989
0290106 - Human Resource Development	10,162,398
0290111 - National Blood Service	6,527,591
02902 - Ghana Health Service (GHS)	133,326,207
0290204 - Regional Hospitals	133,326,207
02903 - Psychiatry Hospitals (Tertiary Health Services)	9,203,919
0290301 - Accra Psychiatric Hospital	2,198,599
0290302 - Pantang Hospital	5,048,292
0290303 - Ankafu Hospital	1,957,028
02904 - Christian Health Association of Ghana	336,794,801



1.2. Appropriation Bill


2nd Schedule - IGF Retention Breakdown

Year: 2019

Currency: Ghanaian Cedi (GHS)

Version 1

	Budget
0290401 - CHAG Headquarters	11,382,583
0290402 - Hospitals	203,444,676
0290403 - Clinics	70,801,501
0290406 - VALTA	31,785,542
0290411 - CENTRAL	2,579,714
0290416 - WESTERN	3,817,976
0290421 - EASTERN	4,429,121
0290426 - ASHANTI	3,322,097
0290431 - BRONG AHAFO	842,684
0290436 - NORTHERN	2,984,842
0290441 - UPPER EAST	142,105
0290446 - UPPER WEST	1,261,960
02905 - Regulatory Agencies	99,927,021
0290501 - Food and Drugs Authority	40,959,160
0290502 - Medical and Dental Council	15,130,394
0290503 - Nurses and Midwives Council	23,280,660
0290504 - Pharmacy Council	8,373,629
0290505 - Traditional Medicine Practice Council	1,921,113
0290507 - Allied Health Professions Council	3,392,152
0290508 - Health Facility Regulatory Agency	6,435,000
0290509 - Psychology Council	434,912
02906 - Teaching Hospitals	237,794,537
0290601 - Korle Bu Teaching Hospital	116,210,233
0290602 - Komfo Anokye Teaching Hospital	72,739,085



1.2. Appropriation Bill

2nd Schedule - IGF Retention Breakdown

Year: 2019

Currency: Ghanaian Cedi (GHS)

Version 1

	Budget
0290603 - Tamale Teaching Hospital	24,418,859
0290604 - Cape Teaching Hospital Parent	24,426,359
02907 - Training Institutions	198,232,151
0290701 - Agogo Nursing	3,848,355
0290702 - Anesthetist Nursing, Kumasi	425,728
0290703 - ENT, Kumasi	1,504,532
0290704 - Fomena CHANTS	5,492,213
0290705 - Kokofu HATS	2,820,631
0290706 - Kumasi Midwifery	3,744,518
0290708 - Kwadaso Nursing	4,986,882
0290711 - MAMPONG MIDWIFERY	3,788,180
0290712 - OFFINSO MIDWIFERY	4,667,525
0290713 - Oyoko Optical Technican Training Institute	754,924
0290714 - Pramso Midwifery	2,272,727
0290721 - TUMU MIDWIFERY	1,217,803
0290722 - SEIKWA CHNTS	1,098,507
0290723 - TECHIMAN MIDWIFERY	6,486,092
0290724 - Goaso Post Basic Midwifery	1,824,249
0290725 - Kintampo Rural Health Training School	13,364,710
0290726 - Sunyani HATS	5,263,677
0290728 - Tanoso CHANTS	2,325,468
0290729 - Ankaful Psychiatry Nusring	2,167,975
0290730 - Cape Coast Midwifery	3,757,215
0290731 - CAPE COAST NURSING	5,209,630



1.2. Appropriation Bill

2nd Schedule - IGF Retention Breakdown

Year: 2019

Currency: Ghanaian Cedi (GHS)

Version 1

	Budget
0290732 - DUNKWA ON OFFIN HATS	4,519,179
0290733 - Twifo Praso HATS	4,878,925
0290738 - WINNEBA CHNTS	3,721,809
0290740 - AKIM ODA CHNTS (DIP)	3,916,377
0290742 - Atibie Midwifery	2,815,205
0290744 - Koforidua Midwifery	3,092,466
0290746 - Nkawkaw Nursing	1,821,220
0290747 - Critical Care	10,004,352
0290750 - KORLE	2,259,297
0290752 - Korle	448,737
0290753 - Nurse Anaesthetist, Ridge	1,509,354
0290754 - OPTHALMIC NURSING	1,455,218
0290755 - Pantang HATS	1,003,042
0290758 - Teshie HATS	1,846,966
0290759 - Damango HATS	1,844,489
0290760 - Kpembe HATS	3,174,154
0290761 - Nareligu HATS	8,886,839
0290762 - Tamale CHNTS	2,520,385
0290764 - TAMALE NURSING	4,819,598
0290765 - Tamale School of Hygine	1,414,877
0290766 - Yendi HATS	1,292,927
0290767 - Bawku Nursing	1,389,056
0290768 - BOLGATANGA HATS/ZUARUNGU	2,722,905
0290771 - BOLGATANGA NURSING	1,329,647



1.2. Appropriation Bill


2nd Schedule - IGF Retention Breakdown

Year: 2019

Currency: Ghanaian Cedi (GHS)

Version 1

	Budget
0290772 - Navrongo CHANTS	2,405,682
0290774 - Jirapa CHNTS	2,142,276
0290776 - Jirapa Post Basic Midwifery	1,489,950
0290777 - Jirapa Nursing	812,700
0290778 - Lawra HATS	781,100
0290780 - Wa HATS	1,129,527
0290782 - Ho Nursing	4,378,876
0290783 - Ho School of Hygyine	967,874
0290784 - Hohoe Midwifery	1,499,592
0290785 - Keta HATS	2,371,852
0290786 - Asankraguwa HATS	4,723,171
0290787 - Asanta HATS	1,431,150
0290788 - Esiam CHNTS	1,043,226
0290789 - Sefwi-Wiaso HATS	3,387,964
0290790 - Sekondi Midwifery	2,595,864
0290792 - Tarkwa Midwifrey	1,897,934
0290793 - Bole CHNTS	1,704,627
0290794 - Gusheigu Post Basic Midwifery	3,930,805
0290795 - Pantang Post Basic Midwifery	2,543,986
0290796 - Tepa Midwifery Training School	3,202,575
0290798 - Kete Krachi, PBMS	2,591,684
0290799 - Ntotroso College of Nursing	1,491,171
02908 - District Health Administration	175,721,244
0290801 - Accra	17,341,843



1.2. Appropriation Bill

2nd Schedule - IGF Retention Breakdown

Year: 2019
 Currency: Ghanaian Cedi (GHS)
 Version 1

	Budget
0290806 - Volta	15,238,388
0290811 - Central	15,724,230
0290816 - Western	22,398,747
0290821 - Eastern	20,183,704
0290826 - Ashanti	19,063,412
0290831 - Brong Ahafo	26,858,282
0290836 - Northern	16,859,880
0290841 - Upper East	13,965,252
0290846 - Upper West	8,087,508
02909 - District Hospitals	446,629,851
0290901 - Accra	82,009,597
0290906 - Volta	49,569,582
0290911 - Central	32,608,528
0290916 - Western	49,425,008
0290921 - Eastern	73,864,321
0290926 - Ashanti	78,947,283
0290931 - Brong Ahafo	21,776,404
0290936 - Northern	31,381,992
0290941 - Upper East	11,331,486
0290946 - Upper West	15,715,649
02910 - Sub Districts-Polyclinics	51,312,867
0291001 - Accra	29,595,118
0291006 - Volta	1,002,058
0291011 - Central	5,104,714



1.2. Appropriation Bill

2nd Schedule - IGF Retention Breakdown

Year: 2019

Currency: Ghanaian Cedi (GHS)

Version 1

	Budget
0291021 - Eastern	1,866,616
0291026 - Ashanti	1,309,999
0291031 - Brong Ahafo	3,901,761
0291036 - Northern	6,539,946
0291046 - Upper West	1,992,655
02911 - Sub Districts-Clinics	1,788,742
0291101 - Accra	1,143,268
0291131 - Brong Ahafo	645,474
02912 - Sub Districts-Health Centres	20,829,669
0291201 - Accra	1,544,176
0291221 - Eastern	1,296,971
0291226 - Ashanti	13,250,311
0291231 - Brong Ahafo	677,748
0291236 - Northern	1,900,562
0291241 - Upper East	2,159,901
02913 - Sub Districts-CHIPS Compound	13,460,419
0291301 - Accra	3,024,353
0291311 - Central	131,775
0291316 - Western	1,032,308
0291321 - Eastern	2,630,750
0291326 - Ashanti	6,641,232
02950 - Subvented Organisations Parent	31,198,112
0295001 - Centre for Scientific Research into Plant Medicine	15,560,645
0295005 - Ghana Red Cross Society	1,763,504

1.3. Appropriation Bill

Summary of Expenditure by MDA, Economic Item and Funding

Year: 2019

Currency: Ghanaian Cedi (GHS)

Version 1



	SGC				MCF				Sunds / Others				Donors			Grand Total		
	Competition of employees		Goods and Services		Competition of employees		Goods and Services		Statutory		ABFA		Others		Goods and Services		Capex	Total
	Capex	Total	Competition of employees	Goods and Services	Capex	Total	Statutory	ABFA	Others	Goods and Services	Capex	Total	Goods and Services	Capex	Total			
01 - Administration	2,777,996,895	3,881,057,491	607,623,756	7,266,678,142	61,176,885	94,785,371	30,184,742	166,148,998	723,048,710				307,573,486	496,449,195	804,022,681	8,959,898,531		
001 - Office of Government Machinery (OGM)	110,000,000	2,730,831,492	50,475,000	2,891,306,492	30,835,889	24,078,504	2,284,140	57,198,533	720,070,682				962,000	3,848,000	4,810,000	3,673,385,707		
002 - Office of the Head of Civil Service	11,597,445	5,024,000	950,000	17,571,445		1,871,262	598,125	2,469,387					5,574,790		5,574,790	20,040,832		
003 - Parliament of Ghana	120,484,382	70,118,610	72,089,725	262,692,717									2,113,137	7,215,000	9,328,137	268,267,507		
005 - Audit Services (AS)	267,000,000	35,119,810	5,000,000	307,119,810												316,447,947		
006 - Public Services Commission	4,911,149	2,194,891	950,000	8,056,040												8,056,040		
007 - District Assembly Common Fund (DACF)																28,261,155		
008 - Electoral Commission	50,057,713	603,801,351	112,498,649	766,357,713									1,114,958		1,114,958	767,472,671		
009 - Ministry of Foreign Affairs and Regional Integration (MFAIR)	364,460,122	13,830,115	2,758,867	381,049,104		30,081,761	20,054,507	50,136,268					6,734,000	27,657,500	34,391,500	465,576,872		
010 - Ministry of Finance (MoF)	283,634,424	17,851,199	34,917,459	336,403,082	10,342,996	12,110,995	2,490,318	24,944,309	2,978,028				162,647,971	16,885,000	199,482,972	563,808,391		
011 - Ministry of Local Govt and Rural Development (MLGRD)	644,935,202	33,934,094	3,800,000	682,673,296									106,830,671	411,670,540	518,501,211	1,201,174,507		
030 - National Media Commission	3,175,410	741,844		3,917,254									1,114,958		1,114,958	5,032,212		
031 - Ministry of Information and Media Relations (MIMR)	75,249,486	9,204,391	2,059,952	86,513,828		26,642,849	4,757,652	31,400,501								117,914,329		
038 - National Development Planning Commission (NDPC)	4,198,490	2,829,055	285,000	7,312,555												7,312,555		
044 - Ghana Revenue Authority	808,028,956	261,903,612	141,310,698	1,206,243,266												1,206,243,266		
047 - Ministry Of Parliamentary Affairs (MOPA)	618,902	1,509,596		2,127,498												2,127,498		
060 - Ministry for Planning	390,250	1,375,250	902,500	2,668,000												2,668,000		
068 - Ministry for Regional Re-organization	390,250	1,447,213	120,950,000	122,787,463												122,787,463		
077 - Ministry for Monitoring and Evaluation	390,250	1,328,100		1,718,350										481,000	962,000	3,161,350		
078 - Office Of The Special Prosecutor	33,470,466	88,013,859	58,675,906	180,160,231												180,160,231		
02 - Economic	565,967,709	471,834,924	204,269,681	1,242,072,314	1,642,294,868	261,521,139	124,606,544	530,422,550	88,042,691				181,236,071	861,333,656	1,042,569,727	2,903,107,283		
012 - Ministry of Agriculture (MOA)	72,271,810	304,909,590	11,400,000	388,581,710		2,123,549	521,307	2,644,856	80,000,000				95,550,608	401,067,901	496,618,509	967,845,075		
013 - Ministry of Lands and Natural Resource	150,174,842	92,261,626	11,400,000	253,836,468	63,558,333	115,051,070	34,066,570	212,676,373					24,290,500	35,113,000	59,403,500	525,316,941		
015 - Ministry of Trade and Industry (MoTI)	59,355,546	13,707,484	85,500,000	158,566,030	18,235,050	34,619,430	8,641,363	61,495,843					7,215,000	79,365,000	86,580,000	306,641,873		
016 - Ministry of Tourism, Arts and Culture	36,549,792	7,100,268	9,500,000	53,150,059	1,312,926	10,593,406	2,751,782	14,658,115					7,215,000		7,215,000	75,023,174		
017 - Ministry of Environment Science, Tech	233,933,250	2,989,880	3,800,000	240,733,130	43,720,653	64,930,746	38,468,251	147,119,650					14,307,276	15,804,286	30,111,562	417,954,342		
018 - Ministry of Energy (MoEh)	3,189,631	2,056,821	81,169,682	86,416,133	16,586,306	25,801,021	33,569,863	75,957,190					32,657,687	305,933,469	338,591,156	500,564,479		



1.3. Appropriation Bill


Summary of Expenditure by MDA, Economic Item and Funding

Year:2019

Currency: Ghanaian Cedi (GHS)

Version 1

	S&S			IGF			S&S / Other			Donors			Grand Total		
	Compensation of employees	Goods and Services	Capex	Total	Compensation of employees	Goods and Services	Capex	Total	Subsidy	ABTA	Others	Goods and Services		Capex	Total
019 - Ministry of Fisheries and Aquaculture D	10,099,588	1,530,245		11,629,833	880,600	8,401,917	6,587,407	15,869,924		8,042,691			24,050,000	24,050,000	59,592,449
040 - Ministry for Business Development(MD	390,250	47,276,700	1,500,000	49,166,950											49,166,950
03 - Infrastructure	110,087,300	137,835,915	894,620,599	1,142,543,815	23,801,797	62,463,828	21,621,176	107,886,802		1,129,792,551		69,324,262	2,181,960,695	2,251,284,957	4,631,508,125
021 - Ministry of Works and Housing (MWR	11,633,602	1,340,912	171,177,451	184,151,965		111,796		111,796				50,024,000	29,822,000	79,846,000	264,109,761
022 - Ministry of Roads and Highways (MoR	45,089,232	1,476,139		46,565,371	800,000	8,149,660	4,277,915	13,227,574		380,000,000		9,963,571	844,116,608	854,080,179	1,290,665,926
026 - Ministry of Communications (MoC)	23,201,176	1,986,336	6,270,000	31,457,512									104,878,030	104,878,030	149,563,116
043 - Ministry of Transport	5,834,084	1,557,542	14,250,000	21,641,626	23,001,797	44,791,271	12,669,615	80,492,683					192,329,924	192,329,924	294,464,233
045 - Ministry Of Aviation (MOA)	858,522	2,377,379	1,683,699	4,919,600									313,222,700	313,222,700	318,144,300
048 - Ministry Of Railway Development	4,809,326	1,255,683	57,000,000	63,065,009		1,639,506		1,639,506		95,000,000			539,404,275	539,404,275	636,108,790
049 - Ministry Of Sanitation and Water Reso	12,177,432	1,869,923		14,047,355		1,676,407	718,460	2,394,867				9,336,691	164,187,158	173,523,849	246,966,071
046 - Ministry for Special Development Initia	1,543,926	66,000,000	593,207,449	666,751,375						654,792,551					1,321,543,926
042 - Ministry for Inner City and Zongo devel	4,940,000	59,972,001	45,030,001	109,942,002											109,942,002
04 - Social	12,698,208,362	691,446,804	21,314,319	13,410,969,485	351,520,983	2,530,460,252	532,083,359	3,414,064,594		47,500,000		313,086,463	836,033,590	1,149,120,052	18,021,654,131
023 - Ministry of Education (MOE)	9,120,000,000	211,245,273	9,500,000	9,340,745,272	86,869,138	1,156,109,701	312,225,723	1,555,204,562				100,248,989	199,202,398	299,451,387	11,195,401,222
024 - Ministry of Employment and Labour Re	45,122,894	2,717,203	1,563,621	49,393,718	12,892,417	25,701,791	46,357,338	84,951,546				22,824,412		22,824,412	157,169,676
025 - Ministry of Youth and Sports (MoYS)	18,797,432	16,574,487	2,835,699	38,007,618		977,428		977,428				4,810,000		4,810,000	43,795,046
027 - National Commission for Civic Educatio	42,429,919	2,173,271	975,000	45,578,190								1,114,958		1,114,958	46,693,148
028 - Ministry of Chieftaincy and Religious Af	38,921,130	2,630,936	950,000	42,502,066											42,502,066
029 - Ministry of Health (MoH)	3,400,000,000	21,276,474		3,421,276,474	251,759,428	1,347,649,802	173,500,298	1,772,905,528		47,500,000		171,014,524	624,806,292	795,820,716	6,037,506,718
032 - Ministry of Gender, Children and Social	30,160,047	433,240,741	4,750,000	468,150,788		21,530		21,530				13,073,580	12,025,000	25,098,580	493,270,898
041 - National Labour Commission (NLC)	2,776,940	1,586,419	950,000	5,313,359											5,313,359
05 - Public Safety	4,046,415,755	343,696,849	194,473,950	4,574,586,554	10,509,563	69,555,172	28,114,860	108,179,555				4,088,500	57,720,000	61,808,500	4,744,574,610
033 - Office of the Attorney General and Min	91,066,570	5,802,133	7,787,003	104,655,706	6,244,862	21,677,964	3,405,092	31,327,918							135,983,714
034 - Ministry of Defence (MoD)	1,079,127,492	56,101,942	71,250,000	1,206,479,434		19,384,780		19,384,780					48,100,000	48,100,000	1,273,964,214
035 - Commission on Human Rights and Adm	24,000,000	5,436,185	2,509,885	31,946,070											31,946,070
036 - Judicial Service (JS)	249,810,454	35,318,954	26,426,972	311,556,380	1,408,075	7,905,903	13,728,269	23,042,247				4,088,500		4,088,500	336,687,127
037 - Ministry of The Interior (MIINT)	2,231,591,315	66,935,635	66,500,000	2,365,026,950	2,865,566	20,586,526	10,981,519	34,424,611					9,620,000	9,620,000	2,409,071,561



1.3. Appropriation Bill

Summary of Expenditure by MDA, Economic Item and Funding

Year: 2019

Currency: Ghanaian Cedi (GHS)

Version 1

	GoS			IGF			Funds / Other			Details			Grand Total
	Compensation of employees	Goods and Services	Capital	Compensation of employees	Goods and Services	Capital	Statutory	ASFA	Other	Goods and Services	Capital	Total	
038 - Ministry Of National Security	370,819,923	174,100,000	10,000,000	554,919,923									554,919,923
09 - Health Sectoral	40,942,899	346,397,905	185,884,480	573,225,284			99,870,720					99,870,720	673,096,004
069 - General Government Services	40,942,899	115,357,739	95,000,000	251,300,638			99,870,720					99,870,720	351,171,358
072 - Subscriptions		113,795,815		113,795,815									113,795,815
074 - Contingency		117,244,351	90,884,480	208,128,831									208,128,831
99 - Other Government Obligations	3,401,403,244	30,457,723,221		33,859,126,465			4,972,868,452						38,837,994,917
050 - Debt Management		23,976,772,576		23,976,772,576									23,976,772,576
052 - DACF							2,079,426,613						2,079,426,613
053 - GET Fund							1,206,763,545						1,206,763,545
054 - National Health Fund							1,692,678,294						1,692,678,294
055 - Pensions	1,243,941,758			1,243,941,758									1,243,941,758
056 - Gratuities	388,731,799			388,731,799									388,731,799
057 - Social Security	1,768,729,687			1,768,729,687									1,768,729,687
059 - Non Roads Arrears		730,000,000		730,000,000									730,000,000
061 - Subsidies on Petroleum Products		180,260,489		180,260,489									180,260,489
062 - Upline consumers of electricity		95,616,060		95,616,060									95,616,060
064 - Petroleum Related Fund		22,751,251		22,751,251									22,751,251
065 - Transfer to Ghana National Petroleum		1,264,945,726		1,264,945,726									1,264,945,726
066 - Road Fund		964,236,288		964,236,288									964,236,288
075 - Other Ex-ante Fund		3,223,140,831		3,223,140,831									3,223,140,831
Total Organisations	23,641,022,164	36,329,993,110	2,098,186,786	62,069,202,060	571,306,037	3,119,656,481	736,610,703	4,426,573,220	1,985,383,953	875,308,782	4,633,497,135	5,308,805,917	78,771,833,602



1.4. Appropriation Bill

Summary of Expenditure by Programme, Economic Item and Funding

YTD: YearTotal 2019
 Currency: GH Cedi
 Version 1

Code	CAS				ISF				Rights / Others				Totals		Grand Total
	Capital and Service		Current		Goods and Serv		Capital		Salary		Other		Other and Serv	Other	
	Compassion	Capital and Service	Current	Total	Compassion	Goods and Serv	Capital	Total	Salary	Total	Other	Other and Serv	Other	Total	
01 - Administration	2,777,996,895	3,881,057,481	607,623,756	7,266,678,142	41,178,885	94,795,371	30,184,742	166,148,998	723,048,710			307,573,486	496,449,195	804,022,651	8,959,898,531
001 - Office of Government Machinery (OGM)	110,000,000	2,730,831,492	50,475,000	2,891,306,492	30,835,889	24,078,504	2,284,140	57,198,533	720,070,682			962,000	3,848,000	4,810,000	3,673,385,707
00101 - Management and Administration	87,208,993	563,467,446	50,275,000	700,951,439	588,667	3,997,311		4,585,978							705,537,417
00102 - Institutional Development	5,306,724	2,054,214,834	200,000	2,059,721,557					720,070,682			962,000	3,848,000	4,810,000	2,784,602,239
00105 - Investment Promotion Management	9,584,533	98,542,550		108,127,083	30,247,222	20,081,193	2,284,140	52,612,555							160,739,638
00106 - Regulatory Services	6,241,140	834,787		7,075,927											7,075,927
00107 - HIV and AIDS Management	1,658,611	13,771,875		15,430,486											15,430,486
002 - Office of the Head of Civil Service	11,597,445	5,024,000	950,000	17,571,445	1,871,262		598,125	2,469,387							20,040,832
00201 - Management and Administration	2,370,705	500,000	950,000	3,820,705											3,820,705
00202 - Institutional Development	4,375,149	300,526		4,675,675		13,400									4,689,074
00203 - Human Resource Management	4,851,592	4,223,474		9,075,066	1,857,862	598,125		2,455,987							11,531,053
003 - Parliament of Ghana	120,484,382	70,118,610	72,089,725	262,692,717								5,574,790		5,574,790	268,267,507
00301 - Management and Administration	38,311,316	18,924,566	72,089,725	129,325,597								5,574,790		5,574,790	134,900,387
00302 - Parliamentary Business	82,173,066	49,083,998		131,217,064											131,217,064
00303 - Information Support Services		2,149,656		2,149,656											2,149,656
005 - Audit Services(AS)	267,000,000	35,119,810	5,000,000	307,119,810								2,113,137	7,115,000	9,328,137	316,447,947
00501 - Management and Administration	25,303,571	17,415,561	5,000,000	47,719,132								2,113,137	7,215,000	9,328,137	57,045,269
00502 - Audit Operations	241,696,429	17,704,249		259,400,678											259,400,678
006 - Public Services Commission	4,911,149	2,194,931	950,000	8,056,040											8,056,040
00601 - Management and Administration	4,911,149	1,721,000	950,000	7,582,149											7,582,149
00602 - Public Service Human Resource Management		473,891		473,891											473,891
007 - District Assembly Common Fund(DACF)															
00701 - Non Road Arrears Clearance Vote															
008 - Electoral Commission	50,057,713	603,801,351	112,498,649	766,357,713								1,114,958		1,114,958	767,472,671
00801 - Management and Administration	50,057,713	25,119,854	1,308,650	76,486,217											76,486,217
00802 - Electoral Services		578,681,497	111,189,999	689,871,496								1,114,958		1,114,958	690,986,454
009 - Ministry of Foreign Affairs and Regional Integration(MFARI)	364,460,122	13,830,115	2,758,887	381,049,104								6,734,000	27,657,500	34,391,500	465,576,872
00901 - Management and Administration	30,162,683	3,177,361	2,758,887	36,098,931											36,098,931
00902 - International Cooperation	334,297,439	10,167,985		344,465,405								6,734,000	27,657,500	34,391,500	387,284,405
00903 - Passport Administration		484,789		484,789			1,230,000								1,714,789



1.4. Appropriation Bill

Summary of Expenditure by Programme, Economic Item and Funding

YTD: Year Total 2019
 Currency: GH Cedi
 Version 1

	GAC			ICT			Funds / Others				Direct		Grand Total
	Compensation of Goods and Services	Capex	Total	Goods and Services	Capex	Total	Statutory	ABPA	Others	Goods and Services	Capex	Total	
010 - Ministry of Finance (MoF)	283,634,424	34,917,459	318,551,883	10,342,996	12,110,995	22,453,991	24,944,309	2,978,028		182,647,972	16,635,000	199,282,972	563,808,391
01001 - Management and Administration	23,579,235	1,419,154	25,000,000		181,321	25,181,321	181,321						37,466,468
01002 - Economic Policy Management	32,632,962	32,749,274	65,382,236	10,342,996	3,360,814	13,703,810	16,194,128	2,978,028		73,340,480	466,860	73,807,340	161,881,732
01003 - Revenue Mobilization	2,558,005		2,558,005			2,558,005				83,655,722	7,936,554	91,592,276	95,000,281
01004 - Expenditure Management	215,122,942	749,031	215,871,973		8,568,861	224,440,834	8,568,861			25,651,770		25,651,770	259,897,045
01005 - Public Debt Management	741,279		741,279			741,279					8,431,586	8,431,586	9,172,865
011 - Ministry of Local Govt and Rural Development (MLGRD)	644,939,202	3,800,000	648,739,202			648,739,202				106,830,671	411,670,500	518,501,171	1,201,174,507
01101 - Management and Administration	10,545,461	1,300,000	11,845,461			11,845,461				50,894,519	59,644,000	110,538,519	695,223,865
01102 - Decentralisation	561,495,930	2,000,000	563,495,930			563,495,930				43,414,069	48,611,740	92,025,809	115,091,594
01105 - Births and Deaths Registration Management	20,515,785	500,000	21,015,785			21,015,785							6,326,582
01106 - Services	5,578,582	750,000	6,328,582			6,328,582							65,775,370
01107 - Regional Services	46,802,444	6,447,843	53,250,287			53,250,287				12,522,083		12,522,083	65,775,370
030 - National Media Commission	3,175,410	741,844	3,917,254			3,917,254				1,114,958		1,114,958	5,032,212
03001 - Management and Administration	3,175,410	378,956	3,554,366			3,554,366				1,114,958		1,114,958	3,554,366
03002 - Media Regulation and Management	362,888		362,888			362,888							3,554,366
031 - Ministry of Information and Media Relations (MIMR)	75,249,486	9,204,391	84,453,877		26,642,849	111,106,726	31,400,501						117,914,529
03101 - Management and Administration	1,000,000	7,733,047	8,733,047			8,733,047							10,086,766
03102 - Information Management	74,249,486	1,471,344	75,720,830			75,720,830							10,086,766
039 - National Development Planning Commission (NDPC)	4,198,490	285,065	4,483,555			4,483,555							7,312,555
03901 - Management and Administration	4,198,490	285,065	4,483,555			4,483,555							7,312,555
03902 - National Development Policy, Planning, Monitoring and Evaluation													2,090,261
044 - Ghana Revenue Authority	803,028,956	261,903,612	1,064,932,568			1,064,932,568							1,206,243,266
04401 - Revenue Mobilization	803,028,956	261,903,612	1,064,932,568			1,064,932,568							1,206,243,266
047 - Ministry of Parliamentary Affairs (MOPA)	618,902	1,508,596	2,127,498			2,127,498							2,127,498
04701 - Management and Administration	618,902	595,596	1,214,498			1,214,498							1,214,498
04702 - Executive and Legislative Coordination and Dialogue		913,000	913,000			913,000							913,000
060 - Ministry for Planning	390,250	902,500	1,292,750			1,292,750							2,668,000
06001 - P1. Management and Administration	390,250	902,500	1,292,750			1,292,750							2,668,000
06002 - P2. National Planning													2,015,000
068 - Ministry for Regional Re-organization	390,250	1,447,213	1,837,463			1,837,463							653,000
06801 - P1. Management and Administration	390,250	1,447,213	1,837,463			1,837,463							653,000
06802 - P2. National Planning													122,787,463



1.4. Appropriation Bill

Summary of Expenditure by Programme, Economic Item and Funding

YTD: Year Total 2019
 Currency: GH Cedi
 Version 1

	GoG			IGF				Funds / Others				Donors			Grand Total
	Capitalisation of Goods and Service	Capex	Total	Compensation (Goods and Serv)	Capex	Total	Statutory	ABFA	Others	Goods and Serv	Capex	Total			
06801 - Management And Administration	390,250	120,950,000	121,877,463												121,877,463
06802 - Regional Reorganisation and Development		910,000	910,000												910,000
077 - Ministry for Monitoring and Evaluation	390,250	1,716,350	1,716,350											481,000	1,443,000
07701 - Management and Administration	390,250		390,250												390,250
07702 - Monitoring and Evaluation of Government Business		1,326,100	1,326,100											481,000	1,443,000
078 - Office Of The Special Prosecutor	33,470,466	56,675,906	180,160,231												180,160,231
07801 - Management and Administration		24,300,000	102,313,859												102,313,859
07802 - Anti Corruption Management	33,470,466	34,375,906	77,846,372												77,846,372
02 - Economic	565,967,709	204,269,681	1,242,076,314	144,294,868	261,521,139	124,606,544	530,422,550	89,042,691						861,333,656	1,042,569,727
012 - Ministry of Agriculture (MOA)	72,271,830	11,400,000	388,581,710		2,123,549	521,307	2,644,856	80,000,000						401,067,901	496,618,509
01201 - Management and Administration	20,344,705	1,400,000	46,585,717											86,081,684	486,709,585
01202 - Food Security and Emergency Preparedness	43,886,414	8,000,000	319,650,302		2,123,549	521,307	2,644,856	80,000,000						4,839,749	5,279,749
01203 - Increased Growth In Income	8,040,691	2,000,000	20,365,691											2,577,500	2,577,500
01206 - Application of Science and Technology in Food and Agric Development														2,051,675	2,051,675
013 - Ministry of Lands and Natural Resources (MLNR)	150,174,842	92,261,626	253,836,468	63,559,333	115,051,070	34,066,570	212,676,973							24,290,500	59,403,500
01301 - Management and Administration	4,206,315	45,818,126	61,424,441											22,366,500	45,454,500
01302 - Land Administration and Management	50,402,414	870,500	51,272,914		25,287,696	16,204,783	41,492,479								92,765,393
01303 - Forest and Wildlife Development and Management	90,478,021	43,250,000	133,728,021		62,007,108	7,983,708	69,990,815							1,934,000	13,949,000
01304 - Mineral Resource Development and Management	4,445,326	230,000	4,675,326	63,559,333	27,756,267	9,878,079	101,193,673								105,869,005
01305 - Land and Maritime Boundary Management	642,767	2,093,000	2,735,767												2,735,767
015 - Ministry of Trade and Industry (MTI)	59,358,546	13,707,484	158,566,030	18,235,050	34,619,430	8,641,363	61,495,843							7,115,000	86,580,000
01501 - Management and Administration	9,292,067	2,092,306	13,006,896		4,495,052	3,269,686	7,764,738								20,771,634
01502 - Trade Development	6,175,873	4,133,849	11,799,722		1,415,501	23,000	1,438,501								13,238,223
01503 - Business Development and Promotion	16,482,769	1,346,517	20,206,763		933,045	121,484	1,044,529								21,251,292
01504 - Trade and Industry Promotion	18,627,047	115,063	18,742,110		600,000		600,000								19,342,110
01505 - Standardization and Conformity Assessment	7,886,349	258,000	9,144,349		17,736,899	4,167,029	21,903,928								31,048,277
01506 - Industrial Development	894,440	5,771,749	85,666,189	18,235,050	9,448,933	1,060,164	28,744,147							79,365,000	206,990,336
016 - Ministry of Tourism, Arts and Culture	36,549,792	7,100,268	53,150,059	1,332,926	10,593,466	2,751,782	14,688,115							7,115,000	75,023,174
01601 - Management and Administration	1,736,824	3,850,268	9,587,091											7,115,000	16,802,091
01603 - Tourism Product Development	1,408,560	400,000	1,808,560	399,837		671,877	1,071,734								2,880,294



1.4. Appropriation Bill

Summary of Expenditure by Programme, Economic Item and Funding

YTD: Year Total 2019
 Currency: GH Cedi
 Version 1

Programme	GoG			ISF			Funds / Others				Grand Total	
	Compensation of Goods and Service	Capex	Total	Compensation Goods and Service	Capex	Total	Statutory	AFSA	Others	Grants and Serv	Capex	Total
01603 - Tourism Research and Marketing	1,802,786	1,000,000	2,902,785	394,169	1,484,683	500,000	2,378,852					5,281,637
01604 - Tourism Facilities Monitoring	3,375,961	1,000,000	4,375,961	479,645	4,261,660	1,385,348	6,126,653					11,002,614
01605 - Culture, Creative Arts and Heritage Management	28,225,662	3,100,000	33,975,662	39,256	4,847,063	194,557	5,080,876					39,056,537
017 - Ministry of Environment Sciences, Technology and Innovation (MESTI)	283,933,250	3,800,000	240,723,130	43,720,653	64,930,746	38,468,251	147,219,650			14,307,276	15,804,286	417,954,342
01701 - Management And Administration	1,995,106	1,900,000	4,941,564							14,307,276	15,804,286	30,111,562
01702 - Research And Development	208,129,607	1,140,000	210,166,571	678,855	18,622,898	14,468,251	33,770,004					249,996,575
01703 - Environmental Protection And Management	6,809,527	190,000	7,298,515	43,041,798	46,307,848	24,000,000	113,349,646					120,648,161
01704 - Spatial Planning And Human Settlement	16,903,456	380,000	17,731,938									17,731,938
01705 - Biosafety Development	95,554	190,000	584,542									584,542
018 - Ministry of Energy (MoE)N	3,189,631	81,169,682	86,416,133	16,586,306	25,801,021	33,569,863	75,957,190			32,657,687	305,933,469	900,964,479
01801 - Management And Administration	2,443,969	1,419,152	8,522,816	17,385,967								12,385,967
01802 - Power Generation, Transmission And Distribution (Power Management)	384,641	164,549	64,794,151							19,594,613	183,560,081	203,154,694
01803 - Petroleum Development	274,350	267,439	3,181,852									3,723,641
01804 - Renewable Energy Development	86,850	205,681	4,670,863	4,963,194						13,063,074	12,373,388	13,436,462
01905 - Energy Sector Regulation				16,586,306	13,135,000	33,500,000	63,221,306					63,221,306
019 - Ministry of Fisheries and Aquaculture Development	10,099,588	1,530,245	11,629,833	880,600	8,401,917	6,587,407	15,869,924	8,042,691			24,050,000	59,592,449
01901 - Management of Administration	4,450,138	578,696	5,028,834	880,600	5,020,583	5,224,850	11,136,033	8,042,691			24,050,000	48,247,558
01902 - Fisheries Resources Management	2,938,203	324,778	3,262,981			557,597						3,820,577
01903 - Aquaculture Development	2,143,909	515,153	2,659,063	1,444,115	1,033,506		2,477,621					5,136,684
01904 - Fisheries Monitoring, Control and Surveillance	337,926	111,618	449,543	1,055,742			1,055,742					1,505,286
01905 - Aquatic Animal Health and Post harvest Management	229,412		229,412	323,880		323,880						882,344
040 - Ministry for Business Development(MDB)	390,250	47,278,700	49,158,950									49,168,950
00101 - Management and Administration		135,000	135,000									135,000
04001 - P1. Management and Administration	390,250	6,269,290	6,869,540									6,869,540
04002 - P2. National Entrepreneurship and Innovation Plan		27,883,880	27,883,880									27,883,880
04003 - P3. Greening Business Management		12,990,530	14,280,530									14,280,530
03 - Infrastructure	110,087,900	137,835,915	894,620,599	1,142,545,815	23,901,797	62,463,828	21,021,178	1,129,792,551		69,324,262	2,181,960,695	4,631,508,125
021 - Ministry of Works and Housing (MWH)W	11,633,602	1,340,913	171,177,451			111,796	111,796			50,024,000	29,822,000	79,846,000
02101 - Management And Administration	1,795,124	985,486	3,575,895									6,356,506
02103 - Human Settlement And Development	4,490,113	207,250	40,732,473			111,004	111,004					45,540,840



1.4. Appropriation Bill

Summary of Expenditure by Programme, Economic Item and Funding

YTD: Year Total 2019
 Currency: GH Cedi
 Version 1

	G&S				IGF				Funds / Others				Donors			Grand Total
	Comptroller of Goods and Services	Capex	Total	Companation	Goods and Serv	Capex	Total	Statutory	ABFA	Others	Goods and Serv	Capex	Total	Total		
02104 - Infrastructure Management	5,348,366	126,869,082	132,217,448		792	3,225,188	792				50,024,000	29,822,000	79,846,000	212,217,448		
022 - Ministry of Roads and Highways (MoRH)	45,089,232	1,476,139	46,565,371		6,095,188	3,225,188	10,020,376		380,000,000		9,963,571	844,116,608	854,080,179	1,290,665,926		
02201 - Management and Administration	45,089,232		45,490,254		6,095,188				58,000,000		5,963,571	6,984,284	12,947,855	116,438,109		
02202 - Road and Bridge Construction	1,055,117		1,055,117			11,880	6,107,068		195,962,712		3,794,200	737,132,324	740,926,524	943,461,421		
02203 - Roads Rehabilitation and Maintenance	10,000		10,000			297,154	297,154		116,723,538		205,800	100,000,000	100,206,800	217,236,492		
02204 - Road Safety And Environment						3,616,154	3,616,154		9,913,750					13,529,904		
026 - Ministry of Communications (MoC)	23,201,176	6,270,000	31,471,176	800,000	8,149,660	4,277,915	13,227,574					104,878,030	104,878,030	149,563,116		
02601 - Management & Administration	2,849,743	924,175	4,781,866	800,000	3,041,509	315,000	4,156,509					9,402,000	9,402,000	18,340,394		
02602 - ICT Capacity Development	2,720,587	437,342	3,341,361		1,642,588		1,642,588							4,983,949		
02603 - ICT Infrastructure Development	1,637,989	292,505	2,168,399		2,559,448	2,559,448	5,118,895					95,476,030	95,476,030	102,763,324		
02604 - Meteorological Services	15,276,745	4,294,308	19,969,717		601,486	1,403,467	2,004,953							21,974,670		
02605 - Postal and Courier Services	716,112	321,670	1,196,149		304,629		304,629							1,500,778		
042 - Ministry for Inner City and Zongo development	4,940,000	45,030,001	109,942,002											109,942,002		
04201 - Pl. Management And Administration		4,580,000	6,386,000											6,386,000		
04202 - Pl. Inner-City And Zongo Development	4,940,000	40,450,001	103,554,002											109,554,002		
043 - Ministry of Transport	5,884,084	14,250,000	21,644,626	23,001,797	44,791,271	12,689,615	80,402,683					192,329,924	192,329,924	294,464,233		
04301 - Management And Administration	3,141,137	1,000,000	5,188,272									192,329,924	192,329,924	197,518,196		
04302 - Maritime Education		12,050,000	12,050,000											12,050,000		
04304 - Road Transport Management	2,692,947	1,200,000	4,403,354	23,001,797	44,791,271	12,689,615	80,492,683							84,896,037		
045 - Ministry Of Aviation (MOA)	858,522	2,377,379	4,921,600									313,222,700	313,222,700	318,144,300		
04501 - Management and Administration	858,522	2,377,379	4,921,600											4,921,600		
04502 - Aviation Development and Management																
046 - Ministry for Special Development Initiatives	1,543,926	599,207,469	666,751,375						654,792,551					1,321,543,926		
00101 - Management and Administration	11,421		11,421											11,421		
04604 - Pl. Management and Administration	1,532,505	13,200,000	194,761,082											194,761,082		
04609 - Infrastructure for Development		52,800,000	471,978,871						654,792,551					1,126,771,423		
048 - Ministry Of Railway Development	4,809,326	1,255,683	6,065,009	1,639,506	1,639,506		1,639,506					533,404,275	533,404,275	636,108,790		
04801 - Management and Administration	1,719,399	1,013,254	2,732,653						95,000,000					97,732,653		
04802 - Railway Development and Services	3,089,926	242,429	3,332,355	1,639,506	1,639,506		1,639,506					533,404,275	533,404,275	538,376,136		



1.4. Appropriation Bill

Summary of Expenditure by Programme, Economic Item and Funding

YTD: Year Total 2019
 Currency: GH Cedi
 Version 1

	GoS			IGF			Funds / Others			Others			Grand Total
	Consolidation of Goods and Service		Capital	Goods and Serv		Capital	ABFA		Others	Goods and Serv		Capital	
	Commodity	Capital		Total	Competition		Goods and Serv	Total		Statutory	Total		
049 - Ministry Of Sanitation and Water Resources	12,177,432	1,669,923	57,000,000	71,047,355	1,676,407	718,460	2,394,867			9,336,691	160,187,156	173,523,849	246,966,071
04901 - Management and Administration	1,636,045	950,738	4,040,084	6,686,867									6,686,867
04902 - Water Management	7,342,805	508,816	31,409,916	39,261,537	1,676,407	718,460	2,394,867			8,271,574	126,260,930	134,532,503	176,188,908
04903 - Sanitation Management	3,138,582	410,369	21,550,000	25,098,951						1,065,118	37,926,228	38,991,346	64,090,296
04 - Social	12,698,208,362	691,446,804	21,314,319	13,400,965,485	2,590,460,352	532,083,359	3,414,064,594	47,500,000		313,086,463	896,033,590	1,149,120,052	18,021,694,131
023 - Ministry of Education (MOE)	9,120,000,000	211,245,273	9,500,000	9,340,745,272	86,669,138	1,156,109,701	1,555,204,562			100,248,989	199,202,398	299,451,387	11,195,401,222
02301 - Management and Administration	1,808,369,395	205,621,273	9,500,000	2,023,490,668	255,605,752	602,460	256,208,212			100,248,989	199,202,398	299,451,387	2,579,150,267
02302 - Basic Education	4,395,816,522			4,395,816,522									4,395,816,522
02303 - Second Cycle Education	1,157,828,771			1,157,828,771									1,157,828,771
02304 - Non formal Education	46,989,050	500,000		47,489,050									47,489,050
02305 - Inclusive and special Education	8,701,975	624,000		9,325,975									9,325,975
02306 - Tertiary Education	1,702,294,287	4,500,000		1,706,794,287	86,869,138	311,623,263	1,298,996,350						3,005,790,637
024 - Ministry of Employment and Labour Relations (MELR)	45,122,894	2,717,203	1,553,621	49,393,718	12,892,417	25,701,791	84,951,546			22,824,412		22,824,412	157,169,676
02401 - Management And Administration	2,775,903	1,076,064	100,000	3,951,967									3,951,967
02402 - Job Creation and Development	5,575,077	309,032	1,000,000	6,884,108						7,215,000		7,215,000	14,099,108
02403 - Skills Development	26,866,755	206,022	453,621	27,526,398	51,817	9,100,226	10,588,774						36,085,172
02404 - Labour Administration	9,905,159	1,124,085		11,029,244	12,840,600	16,601,365	74,392,772			15,609,412		15,609,412	101,031,429
025 - Ministry of Youth and Sports (MoYS)	18,797,432	16,574,487	2,635,699	36,007,618	977,428		977,428			4,810,000		4,810,000	43,795,046
02501 - Management And Administration	2,057,185	10,431,525	1,875,699	14,364,409						4,810,000		4,810,000	19,174,409
02502 - Youth Services	8,177,331	267,085		8,444,417									8,444,417
02503 - Sports Development	8,562,915	5,875,877	760,000	15,198,792	977,428		977,428			1,114,958		1,114,958	46,693,148
027 - National Commission for Child Education (NCEE)	42,429,919	2,173,271	975,000	45,578,190									46,693,148
02701 - Management And Administration	10,829,809	2,173,271	975,000	13,978,080									13,978,080
02702 - Civic Education	31,609,110			31,609,110						1,114,958		1,114,958	32,715,068
028 - Ministry of Chieftaincy and Religious Affairs (MCRRA)	38,921,130	2,630,936	950,000	42,502,066									42,502,066
02801 - Management and Administration	27,264,918	1,166,671	950,000	29,381,589									29,381,589
02802 - Chieftaincy & Traditional Affairs	11,656,212	1,464,265		13,120,477									13,120,477
029 - Ministry of Health (MoH)	3,400,000,000	21,276,474		3,421,276,474	251,759,428	1,347,649,802	1,772,909,528			171,014,524	624,806,192	795,820,716	6,035,506,718
02901 - Management and Administration	510,935,904	9,826,474		520,762,378	501,034	12,971,280	2,286,403			86,208,841	492,206,192	581,515,033	1,152,516,129
02902 - Health Service Delivery	71,413,574			71,413,574	14,386,089	63,429,789	6,522,180			129,600,000	129,600,000	129,600,000	298,351,632



1.4. Appropriation Bill

Summary of Expenditure by Programme, Economic Item and Funding

YTD: Year Total 2019
 Currency: GH Cedi
 Version 1

	G6G			GF			Funds / Others				Demerit		G (M) Total	
	Commission of Goods and Service	Capex	Total	Compensation	Grants and Subv	Capex	Total	Statutory	ABFA	Other	Bonds and Sav	Capex		Total
03003 - Tertiary and Specialised Services	2,705,498,174	10,100,000	2,715,598,174	199,843,866	1,071,799,019	94,507,659	1,366,150,354				84,705,683		84,705,683	4,166,394,211
02304 - Human Resource Development and Management	84,258,279	450,000	84,708,279	17,521,998	142,398,066	51,810,658	211,890,662							296,538,941
02305 - Health Sector Regulation	27,974,069	900,000	28,874,069	19,406,641	57,051,707	18,373,388	94,831,736							123,705,804
032 - Ministry of Gender, Children and Social Protection (MGCSPP)	30,160,047	433,240,741	468,150,748		21,530		21,530				13,073,580	12,025,000	25,098,580	493,270,898
03201 - Management And Administration	7,363,558	263,250,873	270,614,431								1,438,094		1,438,094	229,798,332
03202 - Gender Equality And Women's Development	1,507,146	264,665	1,771,811											3,209,905
03203 - Child Rights Promotion, Protection And Development	2,125,002	354,665	2,479,667		21,530		21,530				1,438,094		1,438,094	3,939,291
03204 - Social Development	19,164,341	168,999,510	188,163,851								3,227,662		3,227,662	191,391,513
03205 - Domestic Violence and Human Trafficking	363,028	363,028	726,056								1,568,829		1,568,829	1,931,857
041 - National Labour Commission (NLC)	2,776,940	1,588,439	4,365,379											5,315,359
04101 - Management And Administration	1,099,216	950,000	2,049,216											3,575,236
04102 - Labour Dispute Resolution	1,677,724	62,399	1,740,123											1,740,123
05 - Public Safety	4,046,415,755	343,696,849	4,390,112,604	30,509,503	69,555,172	28,114,880	108,179,555				4,088,500	57,720,000	61,808,500	4,744,574,610
033 - Office of the Attorney General and Ministry of Justice	91,066,570	5,802,133	96,868,703	6,244,862	21,677,864	3,405,092	31,327,918							135,983,714
03301 - Management And Administration	3,130,686	1,357,910	4,488,596											8,723,135
03302 - Law Administration	63,204,912	3,323,819	66,528,731		15,411,024	2,687,194	18,098,218							87,858,731
03303 - Management Of Economic And Organised Crime	20,291,493	1,039,004	21,330,497											21,569,300
03304 - Legal Education	4,439,479	81,401	4,520,880	6,244,862	6,266,940	717,898	13,229,700							17,832,549
034 - Ministry of Defence (MoD)	1,079,127,492	56,101,942	1,135,229,434									48,100,000	48,100,000	1,279,964,214
03401 - Management And Administration	4,732,774	5,610,184	10,342,958											17,467,968
03402 - Ghana Armed Forces	1,018,930,248	47,861,748	1,066,792,000		19,384,780		19,384,780					48,100,000	48,100,000	1,198,401,775
03403 - Armed Forces Capacity Building	55,464,471	2,630,000	58,094,471											58,094,471
035 - Commission on Human Rights and Admin. Justice (CHRAJ)	24,000,000	5,438,185	29,438,185											31,948,070
03501 - Management and Administration	24,000,000	3,508,185	27,508,185											30,016,070
03502 - Promote and Protect Fundamental Human Rights		250,000	250,000											250,000
03503 - Administrative Justice		180,000	180,000											180,000
03504 - Anti-Corruption		1,500,000	1,500,000											1,500,000
036 - Judicial Service (JS)	249,810,454	35,318,954	285,129,408	1,408,075	7,905,903	13,728,269	23,042,247				4,088,500		4,088,500	338,687,127
03601 - Management And Administration	249,810,454	35,318,954	285,129,408	1,408,075	7,905,903	13,728,269	23,042,247				4,088,500		4,088,500	338,687,127
037 - Ministry of The Interior (MINT)	2,231,591,315	66,935,695	2,298,527,010	2,856,566	20,586,526	10,981,519	34,494,611					9,620,000	9,620,000	2,409,071,561



1.4. Appropriation Bill

Summary of Expenditure by Programme, Economic Item and Funding

YTD: Year Total 2019
 Currency: GH Cedi
 Version 1

	GOS			IGF			Funds / Other				Others		Grand Total	
	Compensation of Goods and Service		Total	Goods and Service		Capital	Total	Statutory	AFSA	Others	Grants and Serv	Capital		Total
03701 - Management And Administration	4,408,659	3,535,635	2,050,000	9,994,294								9,620,000	19,614,294	
03702 - Conflict And Disaster Management	410,645,595	25,100,000	27,405,920	463,151,515									463,151,515	
03703 - Crime Management	1,627,987,883	37,000,000	32,504,080	1,697,486,963	5,600,985	147,000	5,747,985						1,703,234,948	
03704 - Migration And Refugee Management	188,554,179	1,300,000	4,540,000	194,394,179	11,061,818	7,374,512	18,436,330						212,830,509	
03705 - Gaming Regulation					2,856,566	3,923,723	10,240,296						10,240,296	
038 - Ministry Of National Security	370,819,923	174,100,000	10,000,000	554,919,923									554,919,923	
03802 - Security Advisory Services	65,112,605	118,041,500	3,500,000	186,654,105									186,654,105	
03803 - National Security and Safety Management	305,707,318	56,058,500	6,500,000	368,265,818									368,265,818	
09 - Multi Sectoral	40,942,899	346,397,905	185,884,480	573,225,284	99,870,720		99,870,720						673,096,004	
069 - General Government Services	40,942,899	115,357,739	95,000,000	251,300,638	99,870,720		99,870,720						351,171,358	
06901 - General Government Service	40,942,899	115,357,739	95,000,000	251,300,638									251,300,638	
07401 - Intra Sectoral					99,870,720		99,870,720						99,870,720	
072 - Subscriptions		113,795,815		113,795,815									113,795,815	
07201 - Subscription		113,795,815		113,795,815									113,795,815	
074 - Contingency		117,244,351	90,884,480	208,128,831									208,128,831	
07401 - Intra Sectoral		117,244,351	90,884,480	208,128,831									208,128,831	
99 - Other Government Obligations	3,401,403,244	30,457,723,221		33,859,126,465			4,978,868,452						38,837,994,917	
050 - Debt Management		23,976,772,576		23,976,772,576									23,976,772,576	
07001 - Other Government Obligations		23,976,772,576		23,976,772,576									23,976,772,576	
052 - DIACE								4,978,868,452					4,978,868,452	
07001 - Other Government Obligations								2,079,426,613					2,079,426,613	
053 - GET Fund								2,079,426,613					2,079,426,613	
07001 - Other Government Obligations								1,206,763,545					1,206,763,545	
054 - National Health Fund								1,206,763,545					1,206,763,545	
07001 - Other Government Obligations								1,692,678,294					1,692,678,294	
07001 - Other Government Obligations								1,692,678,294					1,692,678,294	
055 - Pensions	1,243,941,758			1,243,941,758									1,243,941,758	
07001 - Other Government Obligations	1,243,941,758			1,243,941,758									1,243,941,758	
056 - Gratuities	388,731,799			388,731,799									388,731,799	
07001 - Other Government Obligations	388,731,799			388,731,799									388,731,799	
057 - Social Security	1,768,729,687			1,768,729,687									1,768,729,687	



1.4. Appropriation Bill

Summary of Expenditure by Programme, Economic Item and Funding

YTD: Year Total 2019
 Currency: GH Cedi
 Version 1

	GoG			IGF			Sunds / Others			Donors			Grand Total
	Goods and Service		Total	Goods and Service		Total	Statutory	AUSA	Other	Goods and Serv	Capex	Total	
	Capex			Capex									
07001 - Other Government Obligations		1,768,729,687	1,768,729,687										1,768,729,687
059 - Non Roads Arrears		730,000,000	730,000,000										730,000,000
07001 - Other Government Obligations		730,000,000	730,000,000										730,000,000
061 - Subsidies on Petroleum Products		180,260,489	180,260,489										180,260,489
07001 - Other Government Obligations		180,260,489	180,260,489										180,260,489
062 - Lifeline consumers of electricity		95,616,060	95,616,060										95,616,060
07001 - Other Government Obligations		95,616,060	95,616,060										95,616,060
064 - Petroleum Related Fund		22,751,251	22,751,251										22,751,251
07001 - Other Government Obligations		22,751,251	22,751,251										22,751,251
065 - Transfer to Ghana National Petroleum Company (GNPC)		1,264,945,726	1,264,945,726										1,264,945,726
07001 - Other Government Obligations		1,264,945,726	1,264,945,726										1,264,945,726
066 - Road Fund		964,236,288	964,236,288										964,236,288
07001 - Other Government Obligations		964,236,288	964,236,288										964,236,288
075 - Other Earmark Fund		3,223,140,831	3,223,140,831										3,223,140,831
07001 - Other Government Obligations		3,223,140,831	3,223,140,831										3,223,140,831
Grand Total	23,641,023,164	36,329,993,110	2,098,186,786	571,306,037	3,118,656,481	736,610,703	4,426,573,220	4,978,868,452	1,988,383,953	875,308,782	4,433,497,135	5,308,805,917	78,771,833,602

*In case of reply the
number and date of this
letter should be quoted*

Our Ref. No MOF/BPPU/APPROP/18/03

Your Ref No.....



REPUBLIC OF GHANA

**MINISTRY OF FINANCE
P. O. BOX MB 40
ACCRA**

December, 2018

**SUBMISSION OF THE 2018 APPROPRIATION BILL FOR PASSAGE BY
PARLIAMENT**

Pursuant to Article 179 (2) (a), I forward, on behalf of H. E. President Nana Addo Dankwa Akufo-Addo, the draft 2018 Appropriation Bill, for consideration and passage by Parliament.

2. The draft 2018 Appropriation Bill comprises four Schedules of expenditure with the following breakdown:

- i. First Schedule: Breakdown of 2019 Appropriation expenditures by broad economic classification and other central votes;
- ii. Second Schedule: Breakdown of 2019 Retained Internally Generated Funds expenditures by Ministries, Departments and Agencies;
- iii. Third Schedule: Breakdown of Expenditure Allocations by Ministries, Departments and Agencies, Economic Classification and Funding Sources; and
- iv. Fourth Schedule: Breakdown of Expenditure Allocations to all Ministries, Departments and Agencies by Budget Programmes, Economic Classification and Funding Sources.

3. I count on your usual cooperation and prompt action on the passage of the 2018 Appropriation Bill.


**KEN OFORI-ATTA
MINISTER FOR FINANCE**

**THE RIGHT HONOURABLE SPEAKER
PARLIAMENT OF GHANA
ACCRA**

Cc: The Executive Secretary to the President
The Chief of Staff, OGM
The Cabinet Secretary, OGM
The Hon. Deputy Ministers, MoF
The Chief Director, MoF
The Auditor-General, AS
The Director of Budget MoF

AC/PAC-Table

PI funa

21/12