

**IN THE SECOND SESSION OF THE SECOND MEETING OF THE EIGHTH  
PARLIAMENT OF THE FOURTH REPUBLIC OF GHANA**



**REPORT OF THE COMMITTEE OF THE WHOLE**

**ON**

**THE STATUS OF REGISTRATION, PRINTING AND ISSUANCE OF THE  
ECOWAS IDENTITY CARD (GHANA CARD) AND ITS CHALLENGES**

**DECEMBER, 2022**

**REPORT OF THE COMMITTEE OF THE WHOLE ON THE BRIEFING BY THE  
NATIONAL IDENTIFICATION AUTHORITY ON THE STATUS OF  
REGISTRATION, PRINTING, AND ISSUANCE OF THE ECOWAS IDENTITY  
CARD (GHANA CARD) AND RELATED CHALLENGES**

**1.0 INTRODUCTION**

Pursuant to article 103 (3) and (6) of the 1992 Constitution and Orders 7, 46(2) and 155 (b) of the Standing Orders of Parliament, the Committee of the Whole requested the Minister for the Interior and the National Identification Authority (NIA) to brief the House on the status of the registration, printing and issuance of the ECOWAS Identity Card commonly known as the “Ghana Card” and its related challenges.

Subsequently, the House sat in Committee on Thursday 14<sup>th</sup> July, 2022 and was accordingly briefed by officials of the NIA.

The Committee is grateful to the Minister for the Interior, Hon Ambrose Dery, the Head of Operations of NIA, Col Peter Kwame Ghansah (Rtd) as well as officials from the Ministry of the Interior and the National Identification Authority for attending upon the Committee.

**2.0 PURPOSE OF THE MEETING**

The briefing was occasioned by the numerous complaints received by some Members of Parliament on the ongoing mop-up registration such as difficulty in accessing registration centres, delays in the process of registration due to poor internet connectivity, and the limited number of cards being issued at designated centres across the country.

**3.0 REFERENCE DOCUMENTS**

The Committee referred to the following documents among others:

- The 1992 Constitution of the Republic of Ghana;
- The Standing Orders of the Parliament of Ghana;
- The National Identification Authority Act, 2006 (Act 707)
- The National Identity Register Regulations, 2012 (L.I. 2111)

#### **4.0 DELIBERATIONS**

To situate the briefing in the proper context, the Head of Operations gave a brief background information on the mandate of NIA in respect of the registration, printing and issuance of ECOWAS Identity Card also known as Ghana Card.

#### **4.1 BACKGROUND INFORMATION**

The National Identification Authority was established by the NIA Act, 2006 (Act 707). The Authority exists to create, maintain, provide and promote the use of national identity cards to advance economic, political and social activities in the country. To achieve the above, the NIA commenced the implementation of a National Identification System (NIS) which has the following key elements:

1. Creating and maintaining an electronic National Identity Register (NIR) or database;
2. Registering all Ghanaians living at home and abroad and all foreign nationals permanently resident in Ghana onto the NIR;
3. Issuing all citizens and eligible foreigners with National Identity Cards commonly known as Ghana Cards;
4. Making data available in its custody to persons or institutions authorised by law to access the data;
5. Providing a secure and reliable process to verify, harmonise and integrate national identification data with all stakeholders; and
6. Ensuring the accuracy, integrity, confidentiality and security of data collected and stored in the National Database.

#### **4.2 POLICY DIRECTIVE AND IMPLEMENTATION (2017-2022)**

The Committee was informed that following the recommendation of a technical committee set up by Government to advise on modalities for revamping the National Identification System (NIS), Government directed NIA to engage with Identity Management Systems Ltd (IMS), a subsidiary of

the Margins Group of Companies, to ensure the effective implementation of the NIS not later than 15<sup>th</sup> September 2017.

Consequently, it became necessary for various activities to be carried out by NIA to ensure the effective implementation of the NIS. These activities included the following:

- a. Transfer of the back-end technical systems of NIA from IMS to a secure Government of Ghana facility;
- b. Transfer of the Public Key Infrastructure (PKI) component of the NIS to National Information Technology Agency (NITA);
- c. Launching of the first phase of the Ghana Card registration on 15<sup>th</sup> September, 2017;
- d. Redesigning of the NIS project system architecture to issue 16.9 million smart, dual-interface biometric identity cards to Ghanaians aged 15 years and above, and 9.2 million 2-D bar code identity cards to Ghanaians under 15 years ;
- e. Upgrading of the hardware and software components of NIA's data-bearing assets to cope with increase data size subsequent to the inclusion of the e-passport unto the Ghana card;
- f. Passage of National Identity Register (Amendment) Act, 2017 (Act 950) to among others,
  - reduce the age of registration from age six to birth,
  - restrict the types of identity documents that can be used to establish eligibility for registration for the Ghana card,
  - Include the digital address code, telephone number, e-mail addresses as registration requirements.
- g. Passage of National Identity Register (Amendment) Regulations, 2018 (L.I. 2356);
- h. Upgrading of NIA's Tier 2 Data Centre to an ultra-modern Tier 3 integrated Data Centre;
- i. Negotiation with ECOWAS to integrate the Ghana Card and the ECOWAS ID Card;

- j. Recruitment and training of over 7,000 temporary staff for field registration nationwide;
- k. Execution of a PPP Project Agreement for the implementation of the NIS project with IMS II, NIA's technical partners on 16<sup>th</sup> April, 2018; and
- l. Fulfilment of several conditions precedent for the implementation of the NIS Project.

As part of the implementation strategy, the Judicial Service assisted in the recruitment, training, and commissioning of 1,500 Ghanaians as Commissioners for Oaths to ensure that people who lack the illegibility documents could be vouched for as required by law. Additionally, over 7,000 temporary staff variously classed as District Registration Officers, Deputy Registration Supervisors, Registration Officers, Assistant Technicians, Mobile Registration Workstation Operators and Card Verification Officers were engaged to support the mass registration exercise.

#### **4.3 KEY STAKEHOLDERS**

Stakeholders identified by NIA for the effective implementation of the National Identification System (NIS) include the citizens of Ghana, legal foreign residents in Ghana, the Ghana Immigration Service, the Ghana Revenue Authority, the Social Security and National Insurance Trust, the Driver and Vehicle Licensing Authority, the National Health Insurance Authority, the Ghana Statistical Service, Births and Deaths Registry, Registrar-General's Department, Telecommunication Companies, Banks and Non-financial Institutions.

#### **4.4 FEATURES AND PROPERTIES OF THE ECOWAS IDENTITY CARDS**

The Committee was also informed that the NIA in pursuance of its statutory mandate is providing Ghanaians with the requisite services to obtain the ECOWAS Identity Cards. The Authority pointed out that the new cards had significantly advanced properties compared to those produced between 2008 and 2016. The production of the ECOWAS Identity Card was based on a comprehensive database that captured biometrics, face, iris, age,

parentage, citizenship, as well as residential, electronic and digital addresses, and other vital details of the applicant. These details are integrated and harmonised with other statutory databases.

The Ghana card integrates and harmonises the essential features of the old Ghana card with new features of the ECOWAS Identity Card. The Authority explained that the ECOWAS Identity Card is secured with high-level encryption, digital certificates, public key infrastructure and biometrics that meet the highest global standards. The card has a dual-interface, contact and contactless smartcard with a 148K memory chip and is securely printed to be consistent with global standards of the International Civil Aviation Organization (ICAO) and National Institute of Standards and Technology.

#### **4.5 MANDATORY USE OF THE GHANA CARD**

The NIA pointed out that Section 2(3) of Act, 2006 (Act 707) provides that “National identity cards issued under this Act shall be used in transactions which require identification”. The Authority also referred to Regulation 7(1) and (2) of the National Identity Register Regulations, 2012 (L.I 2111) which provides for the mandatory use of national identity card as follows:

“ 7. (1) A national identity card issued to an individual shall be used for the following transactions where identification is required:

- (a) application for and issuance of a passport;
- (b) application for and issuance of a driver's licence;
- (c) opening of individual or personal bank accounts;
- (d) purchase of insurance policies;
- (e) purchase, transfer and registration of land by an individual or a connected transaction subject to the provisions of other enactments;
- (f) transactions pertaining to individuals in respect of pensions;
- (g) transactions specified under the National Health Insurance Scheme;

- (h) transactions that have social security implications;
  - (i) consumer credit transactions;
  - (j) registration of voters;
  - (k) payment of taxes;
  - (l) registration of SIM cards;
  - (m) applications for public or government services, facilities, approvals, permissions or benefits, and
  - (n) any other transaction which the Authority may determine and publish in the Gazette
- (2) An organisation that offers any of the services in respect of transactions listed under sub regulation (1) shall demand the presentation of a national identity card from the individual concerned before providing the relevant service to the individual”.

The NIA indicated that to meet the provisions enumerated, it was imperative for every Ghanaian and foreigner lawfully resident in Ghana to acquire the Ghana Card.

#### **4.6 STAFFING AND FUNDING**

The NIA disclosed to the Committee that the total number of permanent staff delivering the NIS was 133 in 2021, but this increased to 1,459 in 2022.

The Authority intimated that funding for the NIS Sub-Programme was sourced from the Consolidated Fund, Internally-Generated Funds (IGF), and investments by Identity Management Systems II Limited (the technical partners of NIA under a Public Private Partnership (PPP) arrangement for the NIS Project).

#### **4.7 REGISTRATION EXERCISE**

It came to the attention of the Committee that the registration exercise was carried out in phases. The Pilot Phase of the Registration, which was only for persons with valid passports and birth certificates, commenced from 4<sup>th</sup> June 2018 to 28<sup>th</sup> April 2019.

Institutional and community pilot registration exercises were also carried out during this period with equipment provided by IMS. Institutions such as the Legislature, the Judiciary, the National House of Chiefs and personalities such as the President, former Presidents, and the Chief Imam were also registered. The pilot exercises formed the basis for NIA to estimate the daily registration capacity that enabled the Authority plan the mass registration roll-out.

Subsequently the mass registration exercise commenced from 29<sup>th</sup> April, 2019 to 28<sup>th</sup> March, 2020. Unfortunately, the exercise was truncated on 21<sup>st</sup> March, 2020, following the outbreak of the COVID-19 pandemic. The exercise resumed in due course with an expedited mass registration and mop-up exercise from 10<sup>th</sup> June 2020 to 11<sup>th</sup> September 2020.

Fee-paying institutional and household registration exercises started from 1<sup>st</sup> July, 2020.

#### **4.8 Continuous Registration Exercise**

The NIA outlined various measures instituted to ensure continuous registration of persons.

- (i) The Authority established a Premium Centre at the NIA Head Office in October 2021, for appointment based services. The service which attracted a statutory fee of two hundred and fifty Ghana cedis (GHS250.00) included card replacement and personal information updates. The NIA explained that the registration centres were inundated with applicants beyond its ordinary capacity following the announcement of the Sim card registration exercise. Subsequently,



another centre was established at the Cal Bank Head Office in Accra in May 2022 to support the registration exercise.

- (ii) The Authority also informed the Committee of the commencement of use of Verification System Platform and Data Integration from 4<sup>th</sup> January to date.
- (iii) NIA established 291 offices across the country grouped into 16 permanent regional offices and 276 permanent operational district offices. The district offices were established with support from MMDAs.
- (iv) Thirty- four (34) registration offices were established at GRA and Registrar-General's Department (co-location) offices from 1st April, 2021 to support the process for the use of the Ghana Card, as Tax Identification Number (TIN).
- (v) Temporary Registration and Card Issuance Teams were established across the country in June 2021. Card issuance at the Regional and District Offices commenced from 8th November, 2021 to date, with a daily average of 7,883 cards issued.
- (vi) To ease the burden and facilitate the process of the Sim Card Registration Exercise, the NIA, established five temporary registration points for a two month period at the Ghana National Fire Service (GNFS) premises in Cape Coast and at the Accra, Elwak, Kumasi, and Tamale Stadia.
- (vii) 34 registration co-location offices were established at the Ghana Revenue Authority (GRA) and the Registrar General's Department from 1<sup>st</sup> April 2021 to date to support the process for the use of the Ghana Card as one's Tax Identification Number (TIN).
- (viii) Recruited 1,326 permanent staff for the established regional and district offices between April 2021 and October 2021.
- (ix) Issuance of cards at the regional and district offices commenced from 8<sup>th</sup> November 2021, with a daily average of 7,883 cards issued. This exercise is currently ongoing.

#### 4.9 REGISTRATION STATISTICS AS OF 12<sup>TH</sup> JULY, 2022

The registration statistics as of 12<sup>th</sup> July, 2022 is captured in table 1 below:

**Table 1: Registration Statistics**

S/No.	REGISTRATION STATISTICS	FIGURES	REMARKS
1.1	Number of Ghanaians Enrolled	16,936,934	Total number registered during pilot, mass and continuous registration
1.2	Number of Ghana cards issued	15,674,131	Total number of Ghanaians issued with the Ghana card/ ECOWAS card
1.3	Number of Ghana cards replaced	159,439	Number of Ghana cards replaced due to loss, theft or damage
1.4	Number of personal records updated	34,623	Personal records updated
1.5	Number of foreigners registered from January to June 2022	12,379	Number of legal resident foreigners registered under the Foreigner Management System (FIMS) Project
1.6	Number of foreigners registered from 2013 to date	156,336	Total number of foreigners registered from inception to date
1.7	Number of non-citizen Ghana cards renewed from January to June 2022	15,522	Renewals under the FIMS project

Source: National Identification Authority

#### **4.10 REGISTRATION ACTIVITIES TO BE UNDERTAKEN**

The Committee was informed that planned activities to be embarked upon by NIA include the registration of Ghanaians in the diaspora, registration of children below the age of fifteen (15) years and the registration of refugees.

#### **4.11 DATA HARMONISATION AND INTEGRATION SERVICES**

It came to the attention of the Committee that following the signing of a Memorandum of Understanding (MoU), the Authority has completed data harmonisation and transferred datasets to the under-listed institutions among others:

- a. National Health Insurance Authority - 14,472,409 datasets;
- b. Social Security and National Insurance Trust - 15,412,055 datasets;
- c. Ghana Revenue Authority - 14,973,832 data sets;
- d. Airtel Tigo - 1,766, 546 datasets;
- e. MTN - 11,524,584 datasets; and
- f. Vodafone - 10,034,802 datasets.

The Authority indicated that nineteen (19) commercial banks had successfully been connected to the Verification System Platform and a total of 3,691,722 datasets, transferred.

### **5.0 OPERATIONAL CHALLENGES**

#### **5.1. The Impact of the COVID-19 Pandemic on Registration Activities**

The Committee was informed that the pandemic led to the disruption and stoppage of the mass registration exercise on 23rd March, 2022, resulting in delays in starting the mop-up registration exercise. This culminated in a

slow response rate, leading to low enrolment and achievement of targets. This invariably affected the chances of some persons acquiring the Ghana Card in good time.

## **5.2 Inadequate Budgetary Allocation and Releases by the Ministry of Finance**

The NIA underscored that inadequate budgetary allocation and untimely release of funds by the Ministry of Finance to implement programmes and activities constituted a major challenge. For instance, NIA submitted a proposed budget of GH¢326,740,669.34 for the year 2022. However, the Authority was given a ceiling of GH¢ 236,000,000.00. This figure was further revised downwards to 180,578,176.00 in April/May 2022 by the Ministry of Finance under the Emergency Rationalisation measures.

The downward revision of the budgetary allocation would affect NIA's ability to execute some activities including the registration of Ghanaians in the diaspora and registration of children below the age of 15 years.

## **5.3 Lack of Access to Programmed Stock of Blank Cards**

The Committee was further informed that although there was adequate stock of cards at the bonded warehouse, the NIA is yet to receive its programmed stock of blank cards to distribute to its 300 offices nationwide, due to financial constraints. Currently, the Authority has been de-whitelisting about one million cards for redistribution to the regional and district offices.

## **5.4 Delayed Payment of Government Support Agreement (GSA) to IMS II Under the NIS Project**

The NIA underlined that delays and irregular payment of monthly guaranteed Government Support Agreement (GSA) to IMS II continue to adversely impact the safe, efficient and economical implementation of the NIS Project. The inability of the private partner to meet its debt obligations and to supply blank cards and other consumables for the continuous

registration of Ghanaians at home and abroad constitute a major risk to the NIS Project and its financial viability. This risk the NIA indicated must be addressed with urgency.

### **5.5 Inadequate Personnel/Staffing**

The Authority explained that in 2021, it applied to the Ministry of Finance for clearance to recruit 1910 staff to optimally perform various roles. However, the Authority obtained financial clearance to recruit 1,326 staff. NIA explained that the reduction in staff strength resulted in the deployment of skeletal staff of four (4) persons per office, instead of a minimum of six (6) persons per office, to handle fresh enrolments, replacement of lost and damaged cards, update of personal records and issuance of printed cards to applicants among others.

The Authority noted that, the increased demand for registration services, due to timelines announced by the National Communication Authority (NCA) to undertake SIM card re-registration exercise and Bank of Ghana's ((BoG) directive to Universal Banks to link customers Ghana Card PIN to their accounts, occasioned a high demand for the Ghana card. This situation has put immense pressure on the limited staff to register high numbers of applicants.

To address the above, the NIA undertook the following measures:

- (a) Re-engaged short term contract staff to increase capacity;
- (b) Engaged telecommunication companies through their Chamber to explore options for expanding registration points nationwide subject to the availability of funds;
- (c) Engaged NCA to expand registration points through the telecommunication companies, subject to availability of funds; and
- (d) Engaged banks through the National Association of Bankers to expand registration services to the public.

## **5.6 Outstanding payments to Third Parties processed on the GIFMIS**

### **Platform**

The NIA drew the Committee's attention to the lack of payments by the Ministry of Finance for procurement concluded by the Authority in 2021 and the first quarter of 2022, in spite of payment requests processed by the Authority on the GIFMIS platform.

The outstanding payments include:

- a. GH¢ 40,894,694.75 for the construction of the NIS, Disaster Recovery System (DRS) by Identity Management Systems Limited. Due to the delayed payment and changes in the exchange rate, the invoice value as at 13<sup>th</sup> July, 2022 was GH¢ 55,399,387.17.
- b. GH¢ 4,558,353.11 for the delivery of electronic (ICT) equipment for NIA Regional and District Offices; and
- c. GH¢13,920,000.00 for the supply and delivery of 87 pickup trucks by Kantanka Automobile Limited.


## **5.7 Unreliable Network Connectivity**

The NIA acknowledged that unreliable network connectivity in some areas constitute a hindrance to the instant printing of identity cards.

## **6.0 OBSERVATIONS AND RECOMzMENTATIONS**

### **6.1 Regional Data on Cards Issued by NIA**

The Authority in response to a request for data on the regional and district breakdown of the number of cards that have been issued, submitted the information in table 2.



**Table 2: Regional Enrolment, Printing and Issue of NIA cards as at April, 2022**

<b>No</b>	<b>REGION</b>	<b>ENROLLED</b>	<b>PRINTED</b>	<b>ISSUED</b>
1	Greater Accra	3,178,980	3,226,157	2,955,634.33
2	Ashanti	3,143,630	3,110,423	2,922,767.915
3	Eastern	1,732,151	1,728,638	1,610,455.228
4	Central	1,598,084	1,613,766	1,485,807.376
5	Western	1,201,663	1,211,809	1,117,237.735
6	Northern	846,737	838,219	787,247.779
7	Volta	820,965	813,860	763,286.443
8	Bono	584,588	655,339	543,516.588
9	Upper East	522,817	511,054	486,085.434
10	Bono East	517,733	514,365	481,358.621
11	Western North	500,485	504,186	465,322.414
12	Oti	405,181	402,102	376,714.189
13	Upper East	333,801	339,761	310,349.136
14	North East	287,281	284,289	267,097.492
15	Savannah	284,213	281,322	264,245.041
16	Ahafo	283,014	204,799	263,130.279
<b>TOTAL</b>		<b>16,241,323</b>	<b>16,240,089</b>	<b>15,100,256</b>

Source: National Identification Authority, **April 2022**

As of 12<sup>th</sup> July 2022, the total number of Ghanaians registered across the country was **16,936,934**. The total number of cards printed was **16,743,832**, while the total number of cards issued was **15,674,132**.

## **6.2 Payment of GH¢ 250 for Premium Service**

The Authority in response to a question as to why some citizens are being requested to pay GH¢250 to obtain the ECOWAS card, indicated that, the fee-paying is a premium service for Ghanaians who opt for such service. Premium centres have been set up at the Cal Bank and the NIA Headquarters for such persons to access the service. The Authority emphasised that the registration exercise is free for everyone else.

## **6.3 Issuance of Cards**

The Committee noted that the ECOWAS cards are expected to be issued instantly following a successful registration. The Committee therefore sought to ascertain why there were many unissued cards. The Hon Minister explained that the target for the number of cards to be issued was 80 per cent which had been met by the NIA. He explained that the registration exercise is on going, as a result, the number of cards issued increase each day.

In addressing the shortage of blank cards across the districts, the Hon. Minister mentioned that there were 1 million blank cards which were being de-whitelisted to allow for reusage. He explained that the cards are technically programmed with numbers for particular centres. In a situation where cards are not being used for a particular centre, and have to be used for another centre, the data on the cards would have to be changed before they can be reused. This is a process, and every week a number of such cards are distributed to various district offices.

Members expressed concern about some operational challenges with regard to the services provided by NIA in some districts. Due to technical challenges, some persons who go to registrar are unable to receive their cards the same day. This meant that such persons, particularly those in remote areas may have to travel



long distances back to the NIA offices for their cards. Unfortunately, some are unable to travel back for their cards due to financial challenges.

Members also noted that some districts have just one vehicle while others have none. Considering the vast nature of some districts and the distance between communities, the NIA with adequate vehicles, could consider facilitating the distribution of cards to citizens in remote areas.

It came to the attention of the Committee that the NIA had so far received twenty-seven (27) out of eighty-seven (87) Kantanka vehicles requested for its operations. The Committee therefore requested the Minister for the Interior to endeavour to acquire the remaining vehicles to facilitate the work of the Authority.

#### **6.4 Reliability of NIA's Data**

The NIA in response to a question as to whether institutions such as the Electoral Commission could rely on its data, considering budgetary constraints and other challenges that may affect the registration exercise and other planned programmes, explained that the recent Population and Housing Census recorded a population figure of 31 million, with approximately 19.9 million being 15 years and above. The NIA disclosed that, approximately 17 million people had been registered and given the time available, the NIA should be able to register the two (2) million people remaining. Institutions could therefore rely on its data.

#### **6.5 Accessibility to NIA Registration Centres**

It came to the attention of the Committee that the NIA has an existing collaboration with the Regional Coordinating Councils, District Assemblies and some public institutions to provide office space for the operation of the Authority in the districts. However, it was observed that some of the offices were located in areas far from communities in the district. Constituents therefore had to travel long distances to get registered. Unfortunately, due to network challenges and lack of adequate staff, constituents sometimes had to travel several times to the

offices of NIA to register and subsequently obtain their ECOWAS cards. The Committee noted that, this situation was a drain on the finances of constituents. The Committee therefore proposed that the NIA consider undertaking a zonal registration to ease the financial burden on constituents, particularly those in the remote areas.

In response, the Authority indicated that this proposal was being implemented in some areas with the support of the Assemblies. For instance, with the support of the Municipal Chief Executive of Asankragua, NIA facilitated the movement of a team from Samreboi to other areas in the district to register people.

#### **6.6 Gazetting of Names and Update of Records.**

The Committee expressed concern about the high expenditure involved in updating or correcting one's personal information. The Authority explained that it only charges for errors made by registrants. For a change of name or date of birth to be effected, it is required by law to be published in a Gazette at an approved fee. An applicant therefore seeking a change of name has to produce the Gazette to be scanned unto NIA's system.

The Committee noted with concern that the service provided by NIA to update records or correct mistakes on the ECOWAS card was only available in Accra. The Authority explained that this service required very close supervision to prevent people from falsifying information such as date of birth and names. The Authority however assured the Committee that measures were being put in place to extend this service to other regions.

The Committee impressed upon the Authority to ensure that the service is extended to other regions as early as possible to avoid the inconvenience of citizens having to travel to Accra to access this service.

### **6.7 Global Postal Residential System (GPRS) Address Requirement**

The Committee noted that the GPRS address requirement for registration was depriving persons in the rural areas of the opportunity to be enrolled onto the system. Most rural communities were yet to have the street naming exercise carried out and as such could not produce any form of GPRS address as a requirement for the registration process. The Committee urges the Ministries of Communication and Local government to expedite work on the GPRS and Street naming exercise to ensure that citizens are not denied the opportunity to register and obtain their Ghana Card.

### **6.8 Establishment of National Recovery Data Centre**

The Committee sought clarification from the NIA on the rationale for setting up a disaster data recovery centre when it could use the existing National Data Centre hosted by the National Information Technology Agency (NITA,) as the disaster recovery centre to cut down on expenditure and avoid duplication.

The NIA explained that it had a data centre which hosts its primary systems. The disaster recovery systems are backups. A backup and a primary system cannot be in the same city or locality.

The NIA therefore has its data recovery systems and backups installed in the data centre of another government institution in Kumasi.

### **6.9 Telecommunication Connectivity Defects**

The Committee observed that a number of the NIA registration centres across the country experienced communication network challenges affecting the smooth running of the registration exercise in some areas. For instance, some NIA offices were unable to transmit data for the prompt printing of cards for applicants.

According to the NIA, the connectivity challenge has been reported to the Ministry of Communication and Digitisation and it is expected that the Ministry would ensure that this challenge is addressed to facilitate a smooth registration exercise.

## **6.10 Vouching Process**

Under the rules and regulations of NIA, “an applicant must choose a relative who has been issued with a Ghana card to identify him or her under oath before a commission of oaths. Where there is no relative to vouch for the applicant, two persons approved by the Board who have already registered and have the Ghana Card, can vouch for the applicant under oath”. Thus, aside a family member, a public or civil servant or any professional can vouch for an applicant during the registration process. However, some citizens have had friends show up to vouch for them.

The Committee however expressed concern about the rigorous interrogation and treatment meted out to some holders of the Ghana Card who show up to vouch for relatives to be registered. The Committee strongly emphasized that officials of NIA discharge their duties in a fair and professional manner to avoid intimidating would be applicants.

The Authority indicated that there have been instances where non-Ghanaians have attempted to register illegally. The mandate of NIA officers is to verify the citizenship of applicants through the interview process. The NIA assured the Committee that staff of the Authority have been trained in identification exercises by the appropriate State institutions on how to interrogate people about citizenship. This particular training has ensured that over 3,000 foreigners were prevented from enrolling on the National Identity Register illegally. The laws have also been amended to allow a person to have the ability to challenge another whose claim of Ghanaian citizenship is considered to be false at the point of registration. It therefore behoves on every citizen to police the boundaries of Ghanaian citizenship.

## **6.11 Sharing of Data Sets for Verification Purposes**


The Committee was informed that NIA’s data was not integrated with the data of telecommunication companies. The Authority had however shared data sets with the telecommunication companies for verification purposes. According to the NIA, independent statutory agencies, such as the NHIS, SSNIT, GRA and the Bank of

## 7.0 RECOMMENDATION AND CONCLUSION


Data being generated by the National Identification Authority is expected to advance economic, political and social activities in the country. It is therefore imperative for the Ministry of Finance to provide the Authority with the needed resources to enable it execute its mandate efficiently and effectively.

The Committee hereby recommends that the House adopts its Report on the National Identification Authority's Status of Registration, Printing and Issuance of the ECOWAS Identity Card (Ghana Card) and its Challenges.

Respectfully submitted.



HON JOSEPH OSEI-OWUSU  
CHAIRMAN, COMMITTEE ON  
THE WHOLE AND FIRST  
DEPUTY SPEAKER



MRS GIFTY JIAGGE-GOBAH  
SENIOR ASSISTANT CLERK,  
COMMITTEE ON DEFENCE  
AND INTERIOR

Ghana also use data sets generated by the NIA for verification purposes. The Authority emphasised that the telecommunication companies are currently undertaking manual verification and not biometric verification as has been reported. It is therefore expected that the identities of all persons would be verified against the NIA database as a single source of truth anchor for the nation. This was the basis that necessitated the need for persons without identification documents to be vouched for on oath.

#### **6.12 The Use of the ECOWAS Card and the Ghanaian Passport**

The NIA clarified that the ECOWAS card was not to replace the Ghanaian passport. The Ghana Card is a chip-embedded card with electronic passport functionalities which has been recognised by International Civil Aviation Organisation (ICAO). However, its usage as an e-passport would be based on bilateral agreements.

It is expected that the Ministry of Foreign Affairs and Regional Integration would provide appropriate information in respect of the above in due course.

#### **6.13 Continuous Registration**

The Committee was informed that NIA would ensure that the registration is a continuous exercise and not a one-time event or a short-term engagement. The Authority indicated that it was engaging the Birth and Death Registry to ensure that every child would be given a unique tag with a number at birth. The tag is expected to ultimately become the unique identification number for a life time. Children would also be registered through schools, kindergartens, and birthing centres.

#### **6.14 ENROLLMENT SUMMARY AS AT 28<sup>TH</sup> OCTOBER 2022**

Appendix A attached is the list of enrolment summary as at 28<sup>th</sup> October 2022.

**APPENDIX A**





NATIONAL IDENTIFICATION AUTHORITY (NIA)

ENROLLMENT SUMMARY AS AT 28TH OCTOBER 2022

S/N	ITEM	DESCRIPTION
1	Constituency	NIA Operational Districts - Consist of 275 Constituencies and 1 District Office in the Guan District (Sall Area)
2	Population 15 and above (PHC 2021)	Population of Ghanaians aged 15 years and above based on the Ghana Statistical Service (GSS) 2021 Population Housing Census
3	Enrollment Attempts	Number of applicants who have attempted to enrol onto the National Identity Register (NIR)
4	Total Printed	Number of printed cards after successful enrollment attempts
5	Total Issued	Number of printed cards handed out to applicants
6	Unissued Cards	Number of printed cards which are yet to be handed out to applicants
7	Printing	Number of enrollments which have passed the registration review stage and have been forwarded for printing
8	Ghanaians aged 18 years & above	Number of applicants who are aged 18 years and above
9	Ghanaians aged below 18 years	Number of applicants who have not yet attained the age of 18 years but are 15 years and older
10	Diaspora	Number of liveness test applications carried out locally for Ghanaians living abroad

Note:

Operational Districts are NIAs District Offices

The stated population of Ghanaians aged 15 years and above is based on the GSS Population Housing Census for 2021

NATIONAL IDENTIFICATION AUTHORITY (NIA)

REGISTRATION SUMMARY AS AT 28TH OCTOBER 2022

S/N	REGION	POPULATION AGED 15 YEARS AND ABOVE (PHC 2021)	ENROLLMENT ATTEMPTS	TOTAL PRINTED	TOTAL ISSUED	UNISSUED CARDS	PRINTING	GHANAIANS AGED 18 YEARS & ABOVE	GHANAIANS AGED BELOW 18 YEARS
1	AHAFO	675,198	300,485	287,850	271,266	16,584	11,116	292,732	7,753
2	ASHANTI	3,565,278	3,288,526	3,201,075	3,097,351	103,724	72,436	3,221,427	67,099
3	BONO	796,790	634,219	607,071	575,935	31,136	23,865	620,341	13,878
4	BONO EAST	745,573	558,467	532,252	500,224	32,028	23,167	546,064	12,403
5	CENTRAL	1,859,272	1,659,895	1,622,474	1,562,176	60,298	30,562	1,620,683	39,212
6	EASTERN	1,943,367	1,808,809	1,763,395	1,696,192	67,203	38,273	1,767,130	41,679
7	GREATER ACCRA	3,832,940	3,480,613	3,343,026	3,195,574	147,452	109,494	3,432,766	47,847
8	NORTH EAST	364,290	301,143	287,754	276,326	11,428	11,037	290,408	10,735
9	NORTHERN	1,304,189	932,456	879,039	840,751	38,288	47,056	902,967	29,489
10	OTI	451,432	415,832	412,651	402,316	10,335	1,636	408,274	7,558
11	SAVANNAH	382,105	299,726	289,481	274,566	14,915	7,712	291,739	7,987
12	UPPER EAST	813,071	572,579	535,681	517,416	18,265	33,630	551,370	21,209
13	UPPER WEST	565,998	371,546	347,456	333,184	14,272	22,061	360,280	11,266
14	VOLTA	1,109,268	882,744	842,219	809,341	32,878	36,089	865,407	17,337
15	WESTERN	1,354,229	1,244,434	1,214,129	1,161,904	52,225	25,127	1,220,219	24,215
16	WESTERN NORTH	564,028	515,064	507,264	486,713	20,551	5,581	503,491	11,573
17	DIASPORA								
	TOTAL	20,527,028	17,766,550	16,672,829	16,001,247	671,582	498,842	16,895,310	371,240

REGISTRATION SUMMARY AS AT 28TH OCTOBER 2022

NATIONAL IDENTIFICATION AUTHORITY (NIA)

NATIONAL IDENTITY REGISTRATION STATISTICS FOR AHAFO REGION AS AT 28TH OCTOBER 2022

S/N	CONSTITUENCY	POPULATION 15 AND ABOVE (PHC 2021)	ENROLLMENT ATTEMPTS	TOTAL PRINTED	TOTAL ISSUED	UNISSUED CARDS	PRINTING	GHANAIANS AGED 18 YEARS & ABOVE	GHANAIANS AGED BELOW 18 YEARS
1	ASUNAFU NORTH	361,375	88,417	85,056	81,053	4,003	2,850	86,160	2,257
2	ASUNAFU SOUTH	96,520	51,333	50,327	46,755	3,572	747	49,989	1,344
3	ASUTIFI NORTH	57,939	36,760	34,402	32,714	1,688	2,190	35,922	838
4	ASUTIFI SOUTH	43,096	33,174	31,319	28,485	2,834	1,721	32,056	1,118
5	TANO NORTH	60,929	43,761	41,007	38,775	2,232	2,591	42,865	896
6	TANO SOUTH	55,339	47,040	45,739	43,484	2,255	1,017	45,740	1,300
	TOTAL	675,198	306,485	287,850	271,266	16,584	11,116	292,732	7,753

REPUBLIC OF GHANA  
 NATIONAL IDENTIFICATION AUTHORITY  
 P. O. BOX 15, ACCRA  
 TEL: 011-222-1111

NATIONAL IDENTIFICATION AUTHORITY (NIA)

NATIONAL IDENTITY REGISTRATION STATISTICS FOR ASHANTI REGION AS AT 28TH OCTOBER 2022

S/N	CONSTITUENCY	POPULATION 15 AND ABOVE (PHC 2021)	ENROLLMENT ATTEMPTS	TOTAL PRINTED	TOTAL ISSUED	UNISSUED CARDS	PRINTING	GHANAIANS AGED 18 YEARS & ABOVE	GHANAIANS AGED BELOW 18 YEARS
1	ADANSIASOKWA	45,415	39,936	39,536	37,806	1,730	273	38,954	982
2	AFIYA KWABRE NORTH	44,383	52,540	51,419	50,060	1,359	932	51,362	1,178
3	AFIYA KWABRE SOUTH	148,143	64,142	61,703	58,048	3,655	2,128	62,670	1,472
4	AFIYA SERKYERE EAST	48,152	53,948	52,385	50,727	1,658	1,267	52,303	1,645
5	AHAFO ANO NORTH	58,796	57,440	56,182	55,020	1,162	1,102	56,197	1,243
6	AHAFO ANO SOUTH EAST	38,304	38,185	36,819	35,720	1,099	1,162	37,281	904
7	AHAFO ANO SOUTH WEST	41,138	45,935	44,178	42,706	1,472	1,539	45,225	710
8	AKROFUM	31,855	32,371	31,787	30,674	1,113	400	31,702	669
9	ASANTE AKIM CENTRAL	60,303	56,450	53,764	51,716	2,048	2,386	53,264	1,186
10	ASANTE AKIM NORTH	56,823	52,025	49,808	48,284	1,524	1,924	50,436	1,589
11	ASANTE AKIM SOUTH	77,510	65,082	63,002	59,959	3,043	1,767	63,690	1,392
12	ASOKORE MANPONG (ASA WASE)	128,946	129,664	126,830	124,805	2,025	2,299	127,394	2,270
13	ASOKWA	86,407	125,011	122,858	120,231	2,627	1,521	123,392	1,619
14	ATWIMA KWANWOMA	149,994	77,819	75,366	71,138	4,228	2,098	76,099	1,720
15	ATWIMA MPONUA	96,696	89,521	88,765	83,098	5,667	445	87,733	1,788
16	ATWIMA-NWABIGYA NORTH	98,999	68,861	66,373	64,399	1,974	2,241	67,079	1,782
17	ATWIMA-NWABIGYA SOUTH	105,300	70,284	67,350	64,915	2,435	2,650	68,578	1,706
18	BANTAMA	85,374	97,890	95,272	91,651	3,621	2,177	96,263	1,627
19	BEKWAI	89,938	72,672	69,821	66,871	2,950	2,496	71,275	1,397
20	BOSOME-FREHO	38,494	41,392	40,662	39,401	1,261	488	40,198	1,194
21	BOSOMTWE	105,573	63,169	61,671	60,333	1,338	1,281	61,750	1,419
22	EFFIDUAASE-ASOKORE	77,682	62,465	60,171	57,666	2,505	2,045	60,856	1,609
23	EJISU	118,631	72,372	69,696	64,120	5,576	2,389	71,012	1,360

STATISTICS DEPARTMENT  
 NATIONAL IDENTIFICATION AUTHORITY  
 ACCREDITED BY THE NATIONAL COMMISSION FOR  
 TECHNICAL AND VOCATIONAL TRAINING

NATIONAL IDENTIFICATION AUTHORITY (NIA)

NATIONAL IDENTITY REGISTRATION STATISTICS FOR ASHANTI REGION AS AT 28TH OCTOBER 2022

S/N	CONSTITUENCY	POPULATION 15+ AND ABOVE (PHC 2021)	ENROLLMENT ATTEMPTS	TOTAL PRINTED	TOTAL ISSUED	UNISSUED CARDS	PRINTING	GHANAIANS AGED 18 YEARS & ABOVE	GHANAIANS AGED BELOW 18 YEARS
24	EURASEKEDUMASE	82,844	63,301	60,228	54,543	5,685	2,839	62,074	1,227
25	FOMENA	35,960	40,087	39,492	38,313	1,179	436	39,277	810
26	IUABEN	40,221	40,902	39,846	38,056	1,790	890	40,040	862
27	KUMAWU	40,668	39,747	38,948	38,038	910	579	38,455	1,292
28	KWABRE EAST	189,589	85,442	82,244	79,278	2,966	2,821	83,425	2,017
29	KWADASSO	109,111	101,028	99,069	97,474	1,595	1,637	99,241	1,787
30	MAMPONG	76,763	64,542	62,202	59,687	2,515	1,986	63,040	1,502
31	MANHYIA NORTH	62,843	79,093	77,064	76,052	1,012	1,619	77,482	1,611
32	MANHYIA SOUTH	28,072	70,162	68,243	67,085	1,158	1,481	69,055	1,107
33	MANSO ADUBIA	77,655	54,038	52,475	48,714	3,761	1,333	53,401	637
34	MANSO NKWANTA	69,435	51,192	49,663	46,599	3,064	1,330	50,510	682
35	NEW EDUBIASE	53,971	50,308	49,175	47,467	1,708	923	49,100	1,208
36	NHYAESO	83,315	112,201	109,623	107,600	2,023	2,057	110,502	1,699
37	NSUTAKWAMANG	45,551	40,668	39,834	38,519	1,315	587	39,465	1,203
38	OBUIASI EAST	60,839	64,758	63,208	62,139	1,069	1,296	63,389	1,369
39	OBUIASI WEST	70,973	63,233	61,280	59,859	1,421	1,610	61,729	1,504
40	ODOTOBIRI (AMANSIE CENTRAL)	60,697	49,609	48,615	45,974	2,641	825	48,463	1,146
41	OFINSO NORTH	86,052	69,310	67,246	65,765	1,481	1,752	67,898	1,412
42	OFINSO SOUTH	50,410	100,894	99,008	97,329	1,679	1,488	98,542	2,352
43	OFORIKROM	160,120	157,253	155,424	153,237	2,187	939	153,720	3,523
44	OLD TAFO	77,622	112,841	108,821	106,736	2,085	3,473	110,784	2,057
45	SEKERE ABRAM PLAINS	18,552	24,175	23,823	23,191	632	200	23,422	753
46	SUAKYE	92,279	112,879	110,720	109,114	1,606	1,717	111,201	1,678
47	SUBIN	58,880	111,689	109,406	107,234	2,172	1,608	110,489	1,206
	TOTAL	3,564,238	3,288,526	3,201,075	3,097,351	803,724	72,436	3,221,427	67,099

PROVISED FOR THE ASHANTI REGION  
 NATIONAL IDENTIFICATION AUTHORITY  
 11, O. O. ROAD, ACCRA  
 TEL: 0302 222 222

NATIONAL IDENTIFICATION AUTHORITY (NIA)  
 NATIONAL IDENTITY REGISTRATION STATISTICS FOR BONO REGION AS AT 28TH OCTOBER 2022

S/N	CONSTITUENCY	POPULATION 15 AND ABOVE (PHC 2021)	ENROLLMENT ATTEMPTS	TOTAL PRINTED	TOTAL ISSUED	UNISSUED CARDS	PRINTING	GHANAIANS AGED 18 YEARS & ABOVE	GHANAIANS AGED BELOW 18 YEARS
1	BANDA AHENKRO	17,955	20,098	19,552	18,715	837	447	19,218	880
2	BEREKUM EAST	72,273	64,362	61,529	59,845	1,684	2,406	62,860	1,502
3	BEREKUM WEST	32,915	32,535	30,997	30,091	906	1,352	31,599	936
4	DORMAA CENTRAL	74,763	62,532	59,693	57,541	2,152	2,527	61,505	1,027
5	DORMAA EAST	44,862	38,107	36,901	35,732	1,169	994	36,880	1,227
6	DORMAA WEST	30,220	28,087	27,182	26,047	1,135	757	27,271	816
7	JAMAN NORTH	75,982	52,177	50,613	46,940	3,673	1,268	50,801	1,376
8	JAMAN SOUTH	70,235	62,415	60,540	56,983	3,557	1,580	61,202	1,213
9	SUNYANI EAST	133,225	168,067	162,830	159,606	3,224	4,389	165,212	2,855
10	SUNYANI WEST	92,533	7,638	3,753	1,078	2,675	3,770	7,207	431
11	TAIN	75,563	43,700	41,229	37,419	3,810	2,321	42,921	779
12	WENCHI	78,264	54,501	52,252	45,938	6,314	2,054	53,665	836
	TOTAL	796,790	634,219	607,071	575,935	31,136	23,865	620,341	13,878

NATIONAL IDENTIFICATION AUTHORITY  
 100, 101, 102, 103, 104, 105, 106, 107, 108, 109, 110, 111, 112, 113, 114, 115, 116, 117, 118, 119, 120, 121, 122, 123, 124, 125, 126, 127, 128, 129, 130, 131, 132, 133, 134, 135, 136, 137, 138, 139, 140, 141, 142, 143, 144, 145, 146, 147, 148, 149, 150, 151, 152, 153, 154, 155, 156, 157, 158, 159, 160, 161, 162, 163, 164, 165, 166, 167, 168, 169, 170, 171, 172, 173, 174, 175, 176, 177, 178, 179, 180, 181, 182, 183, 184, 185, 186, 187, 188, 189, 190, 191, 192, 193, 194, 195, 196, 197, 198, 199, 200, 201, 202, 203, 204, 205, 206, 207, 208, 209, 210, 211, 212, 213, 214, 215, 216, 217, 218, 219, 220, 221, 222, 223, 224, 225, 226, 227, 228, 229, 230, 231, 232, 233, 234, 235, 236, 237, 238, 239, 240, 241, 242, 243, 244, 245, 246, 247, 248, 249, 250, 251, 252, 253, 254, 255, 256, 257, 258, 259, 260, 261, 262, 263, 264, 265, 266, 267, 268, 269, 270, 271, 272, 273, 274, 275, 276, 277, 278, 279, 280, 281, 282, 283, 284, 285, 286, 287, 288, 289, 290, 291, 292, 293, 294, 295, 296, 297, 298, 299, 300, 301, 302, 303, 304, 305, 306, 307, 308, 309, 310, 311, 312, 313, 314, 315, 316, 317, 318, 319, 320, 321, 322, 323, 324, 325, 326, 327, 328, 329, 330, 331, 332, 333, 334, 335, 336, 337, 338, 339, 340, 341, 342, 343, 344, 345, 346, 347, 348, 349, 350, 351, 352, 353, 354, 355, 356, 357, 358, 359, 360, 361, 362, 363, 364, 365, 366, 367, 368, 369, 370, 371, 372, 373, 374, 375, 376, 377, 378, 379, 380, 381, 382, 383, 384, 385, 386, 387, 388, 389, 390, 391, 392, 393, 394, 395, 396, 397, 398, 399, 400, 401, 402, 403, 404, 405, 406, 407, 408, 409, 410, 411, 412, 413, 414, 415, 416, 417, 418, 419, 420, 421, 422, 423, 424, 425, 426, 427, 428, 429, 430, 431, 432, 433, 434, 435, 436, 437, 438, 439, 440, 441, 442, 443, 444, 445, 446, 447, 448, 449, 450, 451, 452, 453, 454, 455, 456, 457, 458, 459, 460, 461, 462, 463, 464, 465, 466, 467, 468, 469, 470, 471, 472, 473, 474, 475, 476, 477, 478, 479, 480, 481, 482, 483, 484, 485, 486, 487, 488, 489, 490, 491, 492, 493, 494, 495, 496, 497, 498, 499, 500, 501, 502, 503, 504, 505, 506, 507, 508, 509, 510, 511, 512, 513, 514, 515, 516, 517, 518, 519, 520, 521, 522, 523, 524, 525, 526, 527, 528, 529, 530, 531, 532, 533, 534, 535, 536, 537, 538, 539, 540, 541, 542, 543, 544, 545, 546, 547, 548, 549, 550, 551, 552, 553, 554, 555, 556, 557, 558, 559, 560, 561, 562, 563, 564, 565, 566, 567, 568, 569, 570, 571, 572, 573, 574, 575, 576, 577, 578, 579, 580, 581, 582, 583, 584, 585, 586, 587, 588, 589, 590, 591, 592, 593, 594, 595, 596, 597, 598, 599, 600, 601, 602, 603, 604, 605, 606, 607, 608, 609, 610, 611, 612, 613, 614, 615, 616, 617, 618, 619, 620, 621, 622, 623, 624, 625, 626, 627, 628, 629, 630, 631, 632, 633, 634, 635, 636, 637, 638, 639, 640, 641, 642, 643, 644, 645, 646, 647, 648, 649, 650, 651, 652, 653, 654, 655, 656, 657, 658, 659, 660, 661, 662, 663, 664, 665, 666, 667, 668, 669, 670, 671, 672, 673, 674, 675, 676, 677, 678, 679, 680, 681, 682, 683, 684, 685, 686, 687, 688, 689, 690, 691, 692, 693, 694, 695, 696, 697, 698, 699, 700, 701, 702, 703, 704, 705, 706, 707, 708, 709, 710, 711, 712, 713, 714, 715, 716, 717, 718, 719, 720, 721, 722, 723, 724, 725, 726, 727, 728, 729, 730, 731, 732, 733, 734, 735, 736, 737, 738, 739, 740, 741, 742, 743, 744, 745, 746, 747, 748, 749, 750, 751, 752, 753, 754, 755, 756, 757, 758, 759, 760, 761, 762, 763, 764, 765, 766, 767, 768, 769, 770, 771, 772, 773, 774, 775, 776, 777, 778, 779, 780, 781, 782, 783, 784, 785, 786, 787, 788, 789, 790, 791, 792, 793, 794, 795, 796, 797, 798, 799, 800, 801, 802, 803, 804, 805, 806, 807, 808, 809, 810, 811, 812, 813, 814, 815, 816, 817, 818, 819, 820, 821, 822, 823, 824, 825, 826, 827, 828, 829, 830, 831, 832, 833, 834, 835, 836, 837, 838, 839, 840, 841, 842, 843, 844, 845, 846, 847, 848, 849, 850, 851, 852, 853, 854, 855, 856, 857, 858, 859, 860, 861, 862, 863, 864, 865, 866, 867, 868, 869, 870, 871, 872, 873, 874, 875, 876, 877, 878, 879, 880, 881, 882, 883, 884, 885, 886, 887, 888, 889, 890, 891, 892, 893, 894, 895, 896, 897, 898, 899, 900, 901, 902, 903, 904, 905, 906, 907, 908, 909, 910, 911, 912, 913, 914, 915, 916, 917, 918, 919, 920, 921, 922, 923, 924, 925, 926, 927, 928, 929, 930, 931, 932, 933, 934, 935, 936, 937, 938, 939, 940, 941, 942, 943, 944, 945, 946, 947, 948, 949, 950, 951, 952, 953, 954, 955, 956, 957, 958, 959, 960, 961, 962, 963, 964, 965, 966, 967, 968, 969, 970, 971, 972, 973, 974, 975, 976, 977, 978, 979, 980, 981, 982, 983, 984, 985, 986, 987, 988, 989, 990, 991, 992, 993, 994, 995, 996, 997, 998, 999, 1000.

NATIONAL IDENTIFICATION AUTHORITY (NIA)  
NATIONAL IDENTITY REGISTRATION STATISTICS FOR BONO EAST REGION AS AT 28TH OCTOBER 2022

S/N	CONSTITUENCY	POPULATION 15 AND ABOVE (PHC 2021)	ENROLLMENT ATTEMPTS	TOTAL PRINTED	TOTAL ISSUED	UNISSUED CARDS	PRINTING	GHANAIANS AGED 18 YEARS & ABOVE	GHANAIANS AGED BELOW 18 YEARS
1	ATEBUBUAMANTIN	86,610	67,406	65,459	60,456	5,003	1,618	65,892	1,514
2	KINTAMPO NORTH	86,050	63,285	60,372	57,027	3,345	2,547	61,826	1,459
3	KINTAMPO SOUTH	54,510	49,413	47,098	43,849	3,249	2,061	48,351	1,062
4	NKORANZA NORTH	35,470	39,722	38,682	36,722	1,960	834	38,870	852
5	NKORANZA SOUTH	72,701	63,361	60,382	58,169	2,213	2,595	61,946	1,415
6	PRU EAST	60,761	39,198	36,589	34,260	2,329	2,343	38,111	1,087
7	PRU WEST	41,698	39,187	37,245	33,956	3,289	1,723	38,204	983
8	SENE EAST	41,434	27,081	26,628	25,460	1,168	231	26,291	790
9	SENE WEST	42,457	33,653	32,726	30,848	1,878	717	32,707	946
10	TECHIDMAN NORTH	157,619	49,453	47,126	44,127	2,999	2,143	48,702	751
11	TECHIDMAN SOUTH	66,263	86,708	79,945	75,350	4,595	6,355	85,164	1,544
	TOTAL	745,573	558,467	532,252	500,224	32,028	23,167	546,064	12,403

NATIONAL IDENTIFICATION AUTHORITY (NIA)  
 NATIONAL IDENTITY REGISTRATION STATISTICS FOR BONO EAST REGION AS AT 28TH OCTOBER 2022  
 PREPARED BY: DATA ANALYSIS UNIT  
 DATE: 28TH OCTOBER 2022

NATIONAL IDENTITY REGISTRATION STATISTICS FOR CENTRAL REGION AS AT 28TH OCTOBER 2022

S/N	CONSTITUENCY	POPULATION 15 AND ABOVE (PHC 2021)	ENROLLMENT ATTEMPTS	TOTAL PRINTED	TOTAL ISSUED	UNISSUED CARDS	PRINTING	GHANAIANS AGED 18 YEARS & ABOVE	GHANAIANS AGED BELOW 18 YEARS
1	ABURA-ASEBU-KWAMANKESE	79,584	69,974	68,835	66,816	2,019	907	68,344	1,630
2	AGONA EAST	64,435	65,188	63,785	61,625	2,160	1,155	63,572	1,616
3	AGONA WEST	90,954	82,119	79,980	77,947	2,033	1,848	79,939	2,180
4	AJUMAKO ENYAN ESIAM	77,075	88,035	86,222	83,741	2,481	1,447	86,000	2,035
5	ASIKUMA-ODOBEN-BRAKWA	80,032	74,514	73,264	70,902	2,362	979	72,374	2,140
6	ASSIN CENTRAL	57,188	50,523	49,313	48,028	1,285	906	48,952	1,571
7	ASSIN NORTH	51,138	47,987	47,586	45,391	2,195	224	46,888	1,099
8	ASSIN SOUTH	65,778	58,598	58,090	56,724	1,366	336	57,140	1,458
9	AWUTU SENYA EAST	157,426	113,401	110,695	102,888	7,807	2,312	112,180	1,221
10	AWUTU SENYA WEST	100,597	82,820	79,671	74,126	5,545	2,897	81,674	1,146
11	CAPE COAST NORTH	84,411	74,659	72,572	71,470	1,102	1,413	70,236	4,423
12	CAPE COAST SOUTH	50,990	71,612	69,845	69,301	544	1,253	69,972	1,640
13	EFFUTU	79,667	67,343	65,258	64,207	1,051	1,693	65,901	1,442
14	EKUMFI	35,431	45,611	44,557	43,270	1,287	903	44,468	1,143
15	GOMOA CENTRAL	53,150	66,175	64,405	62,662	1,743	1,516	64,446	1,729
16	GOMOA EAST	199,408	94,070	91,725	83,681	8,044	2,140	92,878	1,192
17	GOMOA WEST	81,862	86,776	84,925	81,507	3,418	1,596	84,922	1,854
18	KOMENDA-EDINA-EGUAFO-ABREM (KEEA)	106,663	102,144	100,002	97,577	2,425	1,732	99,724	2,420
19	MFANTSEMAN	109,135	93,835	91,683	88,378	3,305	1,805	91,451	2,384
20	TWIFO ATII MORKWAA	62,594	59,812	58,847	57,466	1,381	735	58,310	1,502
21	TWIFO HEMANG LOWER DENKYIRA	41,821	43,046	42,388	41,686	702	448	41,640	1,406
22	UPPER DENKYIRA EAST	70,658	66,687	65,074	62,485	2,589	1,318	65,578	1,109
23	UPPER DENKYIRA WEST	59,275	54,966	53,752	50,298	3,454	999	54,094	872
	<b>TOTAL</b>	<b>1,859,272</b>	<b>1,639,895</b>	<b>1,622,474</b>	<b>1,562,176</b>	<b>60,298</b>	<b>30,562</b>	<b>1,620,683</b>	<b>39,212</b>

NATIONAL IDENTITY REGISTRATION UNIT  
 MINISTRY OF LOCAL GOVERNMENT AND  
 REGIONAL DEVELOPMENT  
 P. O. BOX 1000  
 ACCRA, GHANA



NATIONAL IDENTIFICATION AUTHORITY (NIA)  
 NATIONAL IDENTITY REGISTRATION STATISTICS FOR EASTERN REGION AS AT 28TH OCTOBER 2022

S/N	CONSTITUENCY	POPULATION 15 AND ABOVE (PHC 2021)	ENROLLMENT ATTEMPTS	TOTAL PRINTED	TOTAL ISSUED	UNISSUED CARDS	PRINTING	GHANAIANS AGED 18 YEARS & ABOVE	GHANAIANS AGED BELOW 18 YEARS
1	ABETIFI	53,007	49,560	48,655	47,086	1,569	701	47,930	1,630
2	ABIREM	53,298	54,878	53,843	52,409	1,434	829	53,371	1,507
3	ABUAKWA NORTH	62,238	43,685	42,634	41,674	960	849	42,471	1,214
4	ABUAKWA SOUTH	50,494	62,774	61,759	59,347	2,412	815	61,589	1,185
5	ACHIASE	36,155	35,900	35,445	34,367	1,078	344	34,845	1,055
6	AFFRAM PLAINS NORTH	41,608	38,960	38,580	33,696	4,884	99	37,814	1,146
7	AFFRAM PLAINS SOUTH	45,559	41,154	40,851	39,124	1,727	146	40,201	953
8	AKIM ODA	52,038	48,917	47,742	46,829	913	974	47,484	1,433
9	AKIM SWEDRU	23,530	24,927	24,589	23,990	599	179	24,163	764
10	AKROPONG	73,711	65,132	63,452	61,048	2,404	1,390	63,830	1,302
11	AKWAFIM SOUTH	53,477	48,040	46,320	44,659	1,661	1,537	47,191	849
12	AKWAFIM	51,778	51,327	50,725	49,316	1,409	429	50,034	1,293
13	ASENEMANSO-AKROSO	49,765	48,577	48,351	46,388	1,963	100	47,538	1,039
14	ASUOGYAMAN	68,152	67,182	64,211	61,987	2,224	2,657	65,945	1,237
15	ATTWA EAST	41,564	45,482	44,732	43,101	1,631	588	44,538	944
16	ATTWA WEST	39,534	41,793	40,921	38,858	2,063	725	40,771	1,022
17	AYENSUANO	60,411	58,805	58,199	55,654	2,545	467	57,826	979
18	FANTEAKWA NORTH	36,934	37,920	36,982	35,367	1,615	729	36,855	1,065
19	FANTEAKWA SOUTH	36,506	33,190	32,696	31,707	989	372	32,454	736
20	KADE	79,523	64,425	62,006	57,354	4,652	2,218	62,928	1,497

INFORMATION SYSTEMS DIVISION  
 NATIONAL IDENTIFICATION AUTHORITY  
 ACCREDITED BY THE NATIONAL COMMISSION FOR TECHNICAL AND Vocational QUALIFICATIONS (NACTVQ)

NATIONAL IDENTIFICATION AUTHORITY (NIA)  
 NATIONAL IDENTITY REGISTRATION STATISTICS FOR EASTERN REGION AS AT 28TH OCTOBER 2022

S/N	CONSTITUENCY	POPULATION 15 AND ABOVE (PHC 2021)	ENROLMENT ATTEMPTS	TOTAL PRINTED	TOTAL ISSUED	UNISSUED CARDS	PRINTING	GHANAIANS AGED 18 YEARS & ABOVE	GHANAIANS AGED BELOW 18 YEARS
21	LOWER MANYA	84,755	64,976	62,340	60,075	2,265	2,418	63,985	991
22	LOWER WEST AKIM	78,520	70,302	69,178	67,209	1,969	932	68,995	1,307
23	MRAESO	52,264	51,196	50,195	48,552	1,643	833	49,843	1,353
24	NEW JUABEN NORTH	66,640	53,215	52,215	51,531	684	827	51,874	1,341
25	NEW JUABEN SOUTH	91,321	106,644	104,416	103,058	1,358	1,773	104,391	2,253
26	NKAWKAW	93,373	84,276	81,224	79,116	2,108	2,631	81,772	2,504
27	NSAWAM-ADOAGYIRI	104,272	83,396	79,422	76,406	3,016	3,668	82,064	1,332
28	OFOASE-AYIREBI	57,953	47,030	46,427	44,451	1,976	451	45,754	1,276
29	OKERE	34,698	43,146	41,447	39,772	1,675	1,425	42,073	1,073
30	SUHUM	83,901	71,712	68,992	66,814	2,178	2,457	69,928	1,784
31	UPPER MANYA	45,303	41,652	39,908	37,941	1,967	1,544	40,513	1,139
32	UPPER WEST AKIM	59,356	63,797	62,638	59,554	3,084	925	62,665	1,132
33	YILO KROBO	81,729	64,839	62,300	57,752	4,548	2,241	63,495	1,344
	<b>TOTAL</b>	<b>1,943,367</b>	<b>1,808,809</b>	<b>1,763,395</b>	<b>1,696,192</b>	<b>67,203</b>	<b>38,273</b>	<b>1,767,130</b>	<b>41,679</b>

NATIONAL IDENTIFICATION AUTHORITY (NIA)  
 NATIONAL IDENTITY REGISTRATION STATISTICS FOR EASTERN REGION AS AT 28TH OCTOBER 2022

NATIONAL IDENTIFICATION AUTHORITY (NIA)

NATIONAL IDENTITY REGISTRATION STATISTICS FOR GREATER ACCRA REGION AS AT 28TH OCTOBER 2022

S/N	CONSTITUENCY	POPULATION 15 AND ABOVE (PHC 2021)	ENROLLMENT ATTEMPTS	TOTAL PRINTED	TOTAL ISSUED	UNISSUED CARDS	PRINTING	GHANAIANS AGED 18 YEARS & ABOVE	GHANAIANS AGED BELOW 18 YEARS
1	ABLEKUMA CENTRAL	122,654	102,055	99,595	90,425	9,170	1,795	100,652	1,401
2	ABLEKUMA NORTH	114,843	100,782	99,379	94,658	4,721	934	99,392	1,390
3	ABLEKUMA SOUTH	78,953	64,621	63,644	61,462	2,182	665	63,650	97
4	ABLEKUMA WEST	107,940	107,485	95,417	92,334	3,083	10,467	104,516	2,961
5	ABOKOBIMADINA	175,874	163,055	158,105	151,143	6,962	3,532	161,276	1,775
6	ADA	48,672	49,198	46,265	43,773	2,492	2,570	48,113	1,081
7	ADENTAN	171,281	165,374	158,405	150,572	7,833	4,871	163,725	1,641
8	AMASAMAN	204,300	98,562	90,741	88,743	1,998	7,006	96,447	2,111
9	ANYAASOWUTUOM	232,001	111,512	107,188	97,617	9,571	3,833	109,410	2,101
10	ASHAIMAN	145,860	97,933	90,942	86,108	4,834	6,304	96,558	1,371
11	AYAWASO CENTRAL	70,336	76,027	75,037	72,454	2,583	348	75,521	50
12	AYAWASO EAST	38,424	49,449	48,731	46,064	2,667	245	49,113	33
13	AYAWASO NORTH	46,142	87,509	86,633	84,619	2,014	275	86,834	67
14	AYAWASO WEST	61,505	229,347	217,706	213,630	4,076	8,936	226,459	2,881
15	BORTIANOR-NGLIESHIE-AMANPRO (GA SOUTH 2)	229,458	70,906	69,839	66,705	3,134	792	69,923	98
16	DOMEABRA-OBOM (GA SOUTH 1)	229,458	76,944	66,257	61,983	4,274	9,756	75,224	1,772
17	DOMEKWABENYA	204,218	195,724	193,450	186,138	7,312	1,396	193,672	2,051
18	KORLE KLOTTEY	53,982	247,429	241,477	235,134	6,343	3,019	244,886	2,541
19	KPONE-KATAMANSO	276,615	79,796	76,286	72,464	3,822	2,973	78,662	1,111
20	KROWOR	105,315	90,858	84,827	81,737	3,090	5,238	89,464	1,351

NATIONAL IDENTIFICATION AUTHORITY  
 LEGAL NOTICE  
 P. O. BOX 1000  
 ACCRA, GHANA  
 TEL: +233 (0) 302 510000  
 FAX: +233 (0) 302 510001  
 EMAIL: nia@nia.gov.gh

NATIONAL IDENTIFICATION AUTHORITY (NIA)

NATIONAL IDENTITY REGISTRATION STATISTICS FOR GREATER ACCRA REGION AS AT 28TH OCTOBER 2022

S/N	CONSTITUENCY	POPULATION 15 AND ABOVE (PHC 2021)	ENROLLMENT ATTEMPTS	TOTAL PRINTED	TOTAL ISSUED	UNISSUED CARDS	PRINTING	GHANAIANS AGED 18 YEARS & ABOVE	GHANAIANS AGED BELOW 18 YEARS
21	LA DADE KOTOPON	102,453	146,508	141,209	137,352	3,857	3,932	144,318	2,190
22	LEDZOKUKU	157,733	103,660	102,066	97,548	4,518	949	102,524	1,136
23	NINGO-PRAMPAM	134,504	65,666	62,581	56,688	5,893	2,803	65,001	665
24	ODODIODIO	70,106	92,368	91,160	86,484	4,676	791	91,648	720
25	OKAIKWEI CENTRAL		52,116	51,432	49,780	1,652	441	51,545	571
26	OKAIKWEI NORTH	118,091	57,072	56,663	54,064	2,599	166	56,336	736
27	OKAIKWEI SOUTH	64,519	92,088	85,619	78,551	7,068	5,555	90,116	1,972
28	SEGE	45,169	41,505	37,454	34,892	2,562	3,770	40,667	838
29	SHAIOSUDOKU	69,152	57,857	53,229	50,848	2,381	4,145	56,940	917
30	TEMA CENTRAL	49,935	49,843	49,349	46,140	3,209	212	49,377	466
31	TEMA EAST	78,703	87,146	85,509	81,003	4,506	978	86,340	806
32	TEMA WEST	142,759	97,511	87,323	84,960	2,363	9,013	95,813	1,698
33	TROBU	164,117	191,258	189,101	182,094	7,007	1,023	188,385	2,873
34	WEIJA	147,326	81,449	80,407	77,407	3,000	761	80,259	1,190
	TOTAL	3,832,940	3,207,906	3,073,518	2,936,073	137,445	107,710	3,164,122	43,784

NOTE

A 32 Administrative Districts are captured by the Ghana Statistical Service but NIA has 34 Operational Districts and 1 Regional Office in the Region

B Although Okaiwei Central is not an administrative district, it is part of NIA's Operational Districts. The Ghana Statistical Service captures details of the said district under the AMA made up of Ablekuma South, Ododiodio, Okaiwei Central and South

C For NIA's operations, Bortianor-Ngleshie-Amanfro and Domeabra-Obom are separate district offices

RECEIVED  
 NATIONAL IDENTIFICATION AUTHORITY  
 28 OCTOBER 2022

NATIONAL IDENTIFICATION AUTHORITY (NIA)  
NATIONAL IDENTITY REGISTRATION STATISTICS FOR NORTH EAST REGION AS AT 28TH OCTOBER 2022

S/N	CONSTITUENCY	POPULATION 15 AND ABOVE (PHC 2021)	ENROLMENT ATTEMPTS	TOTAL PRINTED	TOTAL ISSUED	UNISSUED CARDS	PRINTING	GHANAIANS AGED 18 YEARS & ABOVE	GHANAIANS AGED BELOW 18 YEARS
1	BUNKPURUGU	51,385	41,592	40,745	39,387	1,358	619	40,003	1,589
2	CHEREPONI	45,590	38,081	35,934	34,210	1,724	1,768	36,509	1,572
3	NALERIGU	102,083	81,224	75,990	73,047	2,943	4,432	77,936	3,288
4	WALEWALE	97,920	81,563	78,624	74,907	3,717	2,319	79,058	2,505
5	YAGABAKUBORI	38,025	30,347	28,884	28,289	595	1,301	29,504	843
6	YUNYOO	29,287	28,336	27,577	26,486	1,091	598	27,398	938
	TOTAL	364,290	301,143	287,754	276,326	11,428	11,037	290,408	10,735

NATIONAL IDENTIFICATION AUTHORITY (NIA)  
 NATIONAL IDENTITY REGISTRATION STATISTICS FOR NORTHERN REGION AS AT 28TH OCTOBER 2022

S/N	CONSTITUENCY	POPULATION 15-AND ABOVE (PHC 2021)	ENROLLMENT ATTEMPTS	TOTAL PRINTED	TOTAL ISSUED	UNISSUED CARDS	PRINTING	GHANAIANS AGED 18 YEARS & ABOVE	GHANAIANS AGED BELOW 18 YEARS
1	GUSHEGU	78,364	51,925	48,790	47,138	1,652	2,806	50,452	1,473
2	KARAGA	60,071	41,818	39,012	37,342	1,670	2,516	40,507	1,311
3	KPANDAI	70,700	55,471	53,707	50,348	3,359	1,399	54,168	1,303
4	KUMBUNGU	60,325	31,109	28,178	27,554	624	2,826	30,308	801
5	MION	50,361	41,234	39,337	37,252	2,085	1,692	40,067	1,167
6	NANTON	27,266	39,958	37,093	35,175	1,918	2,565	38,794	1,164
7	NANUMBA NORTH	101,327	74,485	70,621	67,587	3,034	3,456	942	8
8	NANUMBA SOUTH	54,921	48,495	46,603	45,038	1,565	1,576	46,661	1,834
9	SABOBA	53,691	36,066	34,101	32,482	1,619	1,739	34,338	1,728
10	SAGNARIGU	209,354	59,625	55,846	53,816	2,030	3,461	58,124	1,501
11	SAVELUGU	69,070	43,296	39,880	38,323	1,557	3,146	41,871	1,425
12	TAMALE CENTRAL	82,220	91,505	86,787	84,397	2,390	3,900	87,532	3,973
13	TAMALE NORTH	148,890	43,075	38,132	37,137	995	4,522	41,040	2,035
14	TAMALE SOUTH	40,125	87,804	83,679	76,646	7,033	3,555	86,139	1,665
15	TATALE SANGULI	65,434	32,524	30,975	29,286	1,689	1,334	31,341	1,183
16	TOLON	88,358	41,394	39,097	37,757	1,340	2,009	40,262	1,132
17	YENDI	43,712	73,396	70,231	68,147	2,084	2,560	71,042	2,354
18	ZABZUGU	1,304,189	39,276	36,970	35,326	1,644	1,994	37,931	1,345
	TOTAL	1,304,189	932,456	879,039	840,751	38,288	47,056	831,519	27,402

NOTE

1 Tamale North is not an administrative district but an operational district for NIA

RECEIVED  
 28 OCT 2022  
 NATIONAL IDENTIFICATION AUTHORITY  
 ACCREDITED

NATIONAL IDENTIFICATION AUTHORITY (NIA)  
NATIONAL IDENTITY REGISTRATION STATISTICS FOR OTI REGION AS AT 28TH OCTOBER 2022

S/N	CONSTITUENCY	POPULATION 15 AND ABOVE (PHC 2021)	ENROLLMENT ATTEMPTS	TOTAL PRINTED	TOTAL ISSUED	UNISSUED CARDS	PRINTING	GHANAIANS AGED 18 YEARS & ABOVE	GHANAIANS AGED BELOW 18 YEARS
1	ALKAN	47,241	44,742	44,357	43,263	1,094	245	44,184	558
2	BAKOYE	45,370	45,601	45,160	43,549	1,611	240	44,747	854
3	BUJEM	40,512	39,530	39,363	38,572	791	25	38,869	661
4	KRACHI EAST	65,402	56,976	56,596	55,458	1,138	152	55,933	1,043
5	KRACHI WEST	38,282	32,815	32,530	31,994	536	144	32,256	559
6	KRACHINCHUMURU	46,138	43,317	42,982	42,278	704	126	42,067	1,250
7	NKWANTA NORTH	69,151	61,181	60,780	58,357	2,423	227	60,461	720
8	NKWANTA SOUTH	79,848	71,513	71,029	69,375	1,654	290	70,093	1,420
9	GUAN DISTRICT (SALLAREA)	19,488	20,157	19,854	19,470	384	187	19,664	493
	TOTAL	451,432	415,832	412,651	402,316	10,335	1,636	408,274	7,558

NATIONAL IDENTIFICATION AUTHORITY (NIA)  
 NATIONAL IDENTITY REGISTRATION STATISTICS FOR OTI REGION AS AT 28TH OCTOBER 2022  
 P. O. BOX 1000  
 ACCRA, GHANA  
 TEL: +233 (0) 30 270 2700  
 FAX: +233 (0) 30 270 2701  
 EMAIL: nia@nia.gov.gh

NATIONAL IDENTIFICATION AUTHORITY (NIA)  
NATIONAL IDENTITY REGISTRATION STATISTICS FOR SAVANNAH REGION AS AT 28TH OCTOBER 2022

S/N	CONSTITUENCY	POPULATION 15 AND ABOVE (PHC 2021)	ENROLLMENT ATTEMPTS	TOTAL PRINTED	TOTAL ISSUED	UNISSUED CARDS	PRINTING	GHANAIANS AGED 18 YEARS & ABOVE	GHANAIANS AGED BELOW 18 YEARS
1	BOLE	73,509	46,347	44,653	43,093	1,560	1,369	45,248	1,099
2	DABOYA-MANKARIGU	33,821	26,527	25,435	23,552	1,883	843	25,785	742
3	DAMONGO	39,639	31,966	31,342	31,099	243	294	30,490	1,476
4	SALAGA NORTH	21,197	30,216	28,885	27,961	924	1,146	29,505	711
5	SALAGA SOUTH	69,752	50,662	49,191	47,067	2,124	961	48,999	1,663
6	SAWLA-TUNA-KALBA	66,404	56,659	55,448	52,390	3,058	753	55,463	1,196
7	YAPELKUSAWGU	77,783	57,349	54,527	49,404	5,123	2,346	56,249	1,100
	<b>TOTAL</b>	<b>382,105</b>	<b>299,726</b>	<b>289,481</b>	<b>274,566</b>	<b>14,915</b>	<b>7,712</b>	<b>291,739</b>	<b>7,987</b>

NATIONAL IDENTIFICATION AUTHORITY (NIA)  
 NATIONAL IDENTITY REGISTRATION STATISTICS FOR SAVANNAH REGION AS AT 28TH OCTOBER 2022



S/N	CONSTITUENCY	POPULATION 15 AND ABOVE (PHC 2021)	ENROLLMENT ATTEMPTS	TOTAL PRINTED	TOTAL ISSUED	UNISSUED CARDS	PRINTING	GHANAIANS AGED 18 YEARS & ABOVE	GHANAIANS AGED BELOW 18 YEARS
1	BAWKU CENTRAL	73,923	64,133	62,852	61,687	1,165	928	61,218	2,915
2	BINDURI	46,334	31,120	29,214	28,390	824	1,714	30,039	1,081
3	BOLGATANGA CENTRAL	91,856	64,038	60,478	59,509	969	3,181	62,147	1,891
4	BOLGATANGA EAST	25,405	34,098	31,817	31,181	636	2,042	32,793	1,305
5	BONGO	75,482	40,587	37,847	36,508	1,339	2,600	39,550	1,037
6	BUJISA NORTH	37,005	27,598	25,546	25,090	456	1,890	26,561	1,037
7	BUJISA SOUTH	23,115	21,159	20,227	19,536	691	728	19,954	1,205
8	CHIANAPAGA	57,977	35,366	32,403	30,949	1,454	2,792	34,151	1,215
9	GARU	42,627	39,868	37,076	35,246	1,830	2,538	38,101	1,767
10	NABDAM	33,821	25,603	23,889	22,871	1,018	1,539	24,187	1,416
11	NAVRONGO CENTRAL	67,192	45,257	42,508	40,499	2,009	2,582	44,170	1,087
12	PUSIGA	46,432	33,814	30,792	29,160	1,632	2,806	32,561	1,253
13	TALENSI	54,894	34,393	31,642	29,879	1,763	2,551	32,964	1,429
14	TEMPANE	51,290	35,110	31,988	30,975	1,013	2,877	33,578	1,532
15	ZEBILLA	85,718	40,435	37,402	35,936	1,466	2,862	39,396	1,039
	TOTAL	813,071	572,579	535,681	517,416	18,265	33,630	551,370	21,209

1. THE ELECTORAL COMMISSION HAS THE HONOUR TO  
 ADVISE YOU THAT THE RESULTS OF THE 2020  
 PARLIAMENTARY ELECTIONS HAVE BEEN ANNOUNCED  
 ON 7th DECEMBER 2020. THE RESULTS ARE AS FOLLOWS:



NATIONAL IDENTIFICATION AUTHORITY (NIA)  
NATIONAL IDENTITY REGISTRATION STATISTICS FOR VOLTA REGION AS AT 28TH OCTOBER 2022

S/N	CONSTITUENCY	POPULATION 15 AND ABOVE (PHC 2021)	ENROLLMENT ATTEMPTS	TOTAL PRINTED	TOTAL ISSUED	UNISSUED CARDS	PRINTING	GHANAIANS AGED 18 YEARS & ABOVE	GHANAIANS AGED BELOW 18 YEARS
1	ADAKLU	24,937	21,688	21,053	20,408	645	482	21,144	544
2	AFADJATO SOUTH	47,884	42,908	42,002	41,037	965	685	42,136	772
3	AGORTIME-ZIOPE	26,262	22,124	20,577	19,908	669	1,421	21,330	794
4	AKATSI NORTH	21,276	21,670	20,716	20,172	544	823	21,167	503
5	AKATSI SOUTH	61,130	55,807	53,510	51,608	1,902	2,009	55,180	627
6	ANLOGA	63,720	50,104	45,635	43,935	1,700	4,157	48,656	1,448
7	CENTRAL TONGU	53,410	41,257	37,956	36,780	1,176	3,051	40,291	966
8	HO CENTRAL	130,667	106,906	104,001	102,221	1,780	2,273	103,597	3,309
9	HO WEST	56,465	44,145	42,877	40,545	2,332	1,145	43,479	666
10	HOHOE	76,891	64,510	63,289	62,610	679	914	63,442	1,068
11	KETA	54,989	65,849	65,582	63,609	1,973	55	65,231	618
12	KETU NORTH	75,511	57,621	55,538	53,830	1,708	1,822	56,897	724
13	KETU SOUTH	167,881	97,518	90,438	80,892	9,546	6,743	96,338	1,180
14	KPANDO	40,400	31,536	29,876	28,438	1,438	1,427	30,556	980
15	NORTH DAYI	27,189	24,454	22,948	22,219	729	1,339	23,481	973
16	NORTH TONGU	69,250	49,293	46,803	44,199	2,604	2,307	48,682	611
17	SOUTH DAYI	38,372	28,922	27,515	26,774	741	1,223	28,352	570
18	SOUTH TONGU	73,034	56,432	51,903	50,156	1,747	4,213	55,448	984
	TOTAL	1,109,268	882,744	842,219	809,341	32,828	36,089	865,407	17,337

NATIONAL IDENTIFICATION AUTHORITY (NIA)  
 NATIONAL IDENTITY REGISTRATION STATISTICS FOR VOLTA REGION AS AT 28TH OCTOBER 2022

NATIONAL IDENTIFICATION AUTHORITY (NIA)  
NATIONAL IDENTITY REGISTRATION STATISTICS FOR WESTERN REGION AS AT 28TH OCTOBER 2022

S/N	CONSTITUENCY	POPULATION 15 AND ABOVE (PHC 2021)	ENROLLMENT ATTEMPTS	TOTAL PRINTED	TOTAL ISSUED	UNISSUED CARDS	PRINTING	GHANAIANS AGED 18 YEARS & ABOVE	GHANAIANS AGED BELOW 18 YEARS
1	AMENFI EAST	118,345	69,617	67,252	63,165	4,087	2,162	68,618	999
2	AHANTA WEST	97,806	82,559	79,756	77,930	1,826	2,318	80,504	2,055
3	AMENFI CENTRAL	74,748	65,238	63,321	59,098	4,223	1,757	63,936	1,302
4	AMENFI WEST	84,177	80,102	77,277	72,649	4,628	2,468	78,741	1,361
5	EFFIA-KWESIMINTSIM	121,627	100,522	97,769	96,594	1,175	2,231	97,649	2,873
6	ELLEMBELE	79,047	73,184	71,590	67,903	3,687	1,263	71,744	1,440
7	ESSIKADU-KETAN	95,990	75,780	75,217	74,114	1,103	301	74,461	1,319
8	EVALUE GWIRA	60,491	48,774	47,690	43,058	4,632	837	47,883	891
9	JOMORO	81,301	83,618	81,994	78,485	3,509	1,386	82,150	1,468
10	MPOHOR	34,532	36,039	35,557	34,482	1,075	288	35,250	789
11	PRESTEA HUNI-VALLEY	146,888	143,797	140,763	131,029	9,734	2,560	141,456	2,341
12	SEKONDI	39,752	68,221	67,174	66,341	833	734	66,849	1,372
13	SHAMA	74,448	61,646	60,058	58,648	1,410	1,323	60,043	1,603
14	TAKORADI	36,025	98,581	97,172	96,345	827	931	96,761	1,820
15	TARKWANSAEM	146,939	99,271	95,117	89,377	5,740	3,713	97,977	1,294
16	WASSA EAST	62,113	57,485	56,422	52,686	3,736	855	56,197	1,288
	<b>TOTAL</b>	<b>1,354,229</b>	<b>1,244,434</b>	<b>1,214,129</b>	<b>1,161,904</b>	<b>52,225</b>	<b>25,127</b>	<b>1,220,219</b>	<b>24,215</b>

**NOTE:**

- 1 NIA has 17 operational districts and 1 regional office in this region. Effia district is separated from Kwesimintsim district

NATIONAL IDENTIFICATION AUTHORITY (NIA)  
 NATIONAL IDENTITY REGISTRATION STATISTICS FOR WESTERN NORTH REGION AS AT 28TH OCTOBER 2022

S/N	CONSTITUENCY	POPULATION 15 AND ABOVE (PHC 2021)	ENROLMENT ATTEMPTS	TOTAL PRINTED	TOTAL ISSUED	UNISSUED CARDS	PRINTING	GHANAIANS AGED 18 YEARS & ABOVE	GHANAIANS AGED BELOW 18 YEARS
1	AOWIN	82,971	79,054	77,912	74,824	3,088	848	77,436	1,618
2	BIA EAST	32,726	34,351	34,094	32,882	1,212	136	33,659	692
3	BIA WEST	72,348	63,111	61,991	58,353	3,638	941	61,687	1,424
4	BIBIANLIANHWIASO-BEKWAI	108,425	89,978	88,161	85,585	2,576	1,418	88,329	1,649
5	BODI	42,086	37,052	36,527	35,536	991	353	36,110	942
6	JUABOSO	57,443	52,620	51,398	48,849	2,549	878	51,327	1,293
7	SEFWI AKONTOMBRA	44,039	41,626	41,475	39,989	1,486	33	40,626	1,000
8	SEFWI WIAWSO	98,630	91,268	90,118	87,031	3,087	686	88,995	2,273
9	SUAMAN	25,360	26,004	25,588	23,664	1,924	288	25,322	682
	TOTAL	564,028	515,064	507,264	486,713	20,551	5,581	503,491	11,573

STATISTICS DEPARTMENT  
 NATIONAL IDENTIFICATION AUTHORITY  
 ACCREDITED BY THE NATIONAL COMMISSION FOR  
 TECHNICAL AND Vocational QUALIFICATIONS  
 (NCTVQ)

S/N	REGION	DISTRICT	ENROLLMENT ATTEMPTS	TOTAL PRINTED	TOTAL ISSUED	UNISSUED CARDS	PRINTING	GHANAIANS AGED 18 YEARS & ABOVE	GHANAIANS AGED BELOW 18 YEARS
1	DIASPORA	SOUTH AFRICA	12	12	12			12	
	DIASPORA	TOTAL	12	12	12			12	

PARLIAMENT OF GHANA LIBRARY

LIBRARY OF THE PARLIAMENT OF GHANA  
 100, MARKET STREET, ACCRA  
 TEL: 011-222-2222  
 FAX: 011-222-2222